

Name : B L D E (Deemed to be University)

Address : Smt. Bangaramma Sajjan Campus, Dr B M Patil
Road, Vijayapura-586 103

P.A NO : AAAAB 7055 P

For the year ending on: 31st March 2020 (Consolidated)

Ajay Dharamshi & CO.

CHARTERED ACCOUNTANTS

1ST Floor, Kshirasagar Complex, Ameer Talkies Road, VIJAYAPURA-586101



BLDE (Deemed to be University)
Final Accounts for the Financial Year-2019-20
INDEX

Sl No	Particulars	Page No's
1	Auditors Report	1
2	Consolidate Balance Sheet as at 31st March, 2020	2
3	Corpus/Capital Fund- Schedule-1	3
4	General Fund- Schedule-2	4
5	Loans /Borrowings- Schedule-3	5
6	Current Liabilities & Provisions- Schedule-4	6 to 13
7	Fixed Assets- Schedule-5	14 to 21
8	Investments- Schedule-6	22 to 24
9	Current Assets- Schedule-7	25 to 32
10	Loans, Advances & Deposits- Schedule-8	33
11	Income and Expenditure account for the year ending on 31st March, 2020	34
12	Academic Receipts- Schedule-9	35 and 36
13	Income from Investments- Schedule-10	37
14	Other Incomes- Schedule-11	38 and 39
15	Staff Payments & Benefits- Schedule-12	40
16	Academic Expenditures- Schedule-13	41 to 43
17	Administrative & General Expenditures- Schedule-14	44 and 45
18	Transportation Expenditures- Schedule-15	46
19	Repairs & Maintenance- Schedule-16	47
20	Finance Costs- Schedule-17	48
21	Other Expenses- Schedule-18	49 and 50
22	Depreciation- Schedule-19	51 to 56

AUDITOR'S REPORT

1. We have audited the attached Balance Sheet of the BLDE (Deemed to be University), as on 31st March 2020, the Income & Expenditure Account for the year ending 31st March 2020 which is Registered under Karnataka Societies Act 1960, and Declared as Deemed to be University u/s 3 of UGC Act, 1956.
2. We certify that the consolidated Balance Sheet and the consolidated Income and Expenditure Account are in agreement with the books of accounts maintained by BLDE University and its sections as listed Below in Vijayapura
 - a. BLDE (Deemed to be University).
 - b. BLDE (DU) Shri B M Patil Medical College.
 - c. BLDE (DU) Shri B M Patil Medical College Hospital & Research Centre.
 - d. BLDE (DU) Shri B M Patil Medical College Hospital Central Drug Store.
 - e. BLDE (DU) Controller of Examination.
 - f. BLDE (DU) Emory Research Project.
3. We report that:
 - a. We have obtained all information and explanation which, to the best of our knowledge and belief, were necessary for the purpose of the audit;
 - b. In our opinion, proper books of accounts have been kept by the BLDE (Deemed to be University), Vijayapura, so far as appears from our examination of books;
 - c. In our opinion and to the best of our, information and according to the explanation given to me/us, (subject to a separate report of even date of each section for necessary guidance and follow up) the said accounts, read with notes thereon, if any, give a true and fair view;
 - i. In the case of the consolidated Balance Sheet, of the state of affairs of the BLDE (Deemed to be University) as at 31st March 2020; and
 - ii. In the case of the consolidated Income & expenditure Account, of the surplus/deficit of the BLDE (Deemed to be University), for the year ended on that date.

Vijayapura

123 DEC 2020

FOR AJAY DHARAMSHI & CO.
CHARTERED ACCOUNTANTS.AJAY DHARAMSHI.
PROFESSOR M.NO.203764

Page 1 of 56

UDIN: 20203764AAAAHZ6061



BLDE (Deemed to be University)

Smt. Bangaramma Sajjan Campus, B M Patil Road (Sholapur Road),
Vijayapura-586103

Consolidated Balance Sheet as at 31st March, 2020

Sources of Funds	Schedule	Current Year 2019-20	Previous Year 2018-19
Corpus/Capital Fund	1	301,303,267.00	301,303,267.00
General Fund	2	1,384,525,550.00	798,983,427.00
Loans /Borrowings	3	-	39,625,350.00
Current Liabilities & Provisions	4	99,859,965.00	203,985,856.00
Total		1,785,688,782.00	1,343,897,900.00
Application of Funds	Schedule	Current Year 2019-20	Previous Year 2018-19
Fixed Assets	5	918,014,680.00	835,686,687.00
Investments	6	647,995,931.00	119,679,529.00
Current Assets	7	143,874,183.00	384,754,146.00
Loans, Advances & Deposits	8	75,803,988.00	3,777,538.00
Total		1,785,688,782.00	1,343,897,900.00

As per Our Report of even date Examined & Found Correct

Date: 23 DEC 2020

Place: Vijayapura

FOR AJAY DHARAMSHI & CO.
CHARTERED ACCOUNTANTS

REGISTRAR
BLDE (Deemed to be University)
Vijayapura-586103, Karnataka



AJAY DHARAMSHI
CHARTERED ACCOUNTANTS
PROPRIETOR M.NO.203764

UDIN: 20203764AAAAHZ6061

**BLDE (Deemed to be University)
Corpus/Capital Fund (Schedule-1)**

SL No	PARTICULARS	AMOUNT
1	Opening Balance	301,303,267.00
2	Add: Addition During the Year	-
	TOTAL	301,303,267.00



**BLDE (Deemed to be University)
General Funds (Schedule-2)**

SI No	Particulars	Opening Balance	Payments	Receipts	Closing Balance
1	Equipment Fund	1,890,341.00	-	-	1,890,341.00
2	Building Fund	7,000,000.00	-	-	7,000,000.00
3	Furniture Fund	900,000.00	-	-	900,000.00
4	General Fund	2,060,000.00	173,745,854.48	173,745,854.48	2,060,000.00
5	Special Fund	5,080,700.00	-	9,736,625.00	14,817,325.00
6	Other Reserve Fund	-	-	703,000.00	703,000.00
7	Balance Being Surplus /(Deficit) Carried to General Fund.	782,052,386.00	-	575,102,498.00	1,357,154,884.00
	Total	798,983,427.00	173,745,854.48	759,287,977.48	1,384,525,550.00



**BLDE (Deemed to be University)
Loans/Borrowings (Schedule-3)**

Sl No	Particulars	Opening Balance	Payments	Receipts	Closing Balance
1	SBI Cash Credit A/c No 31224795967	(142,226,658.39)	1,364,261,571.80	1,506,488,230.19	-
2	SBI Equipment Loan 34756081568	20,191,945.00	20,770,025.00	578,080.00	-
3	SBI Term Loan 3rd Floor 32895027492	50,479,863.00	51,781,355.00	1,301,492.00	-
4	Term Loan A/c No 36167521675 for Solar Project	111,180,200.00	114,774,890.00	3,594,690.00	-
	Total	39,625,349.61	1,551,587,841.80	1,511,962,492.19	-




**BLDE (Deemed to be University)
Current Liabilities & Provisions (Schedule-4)**

Sl No	Particulars	Opening Balance	Payments	Receipts	Closing Balance
1	A.I.Hullur	68,405.00	85,826.00	17,421.00	-
2	Adishree Enterprises	3,075.00	23,275.00	20,200.00	-
3	Aditya Surgical Co.Bangalore	34,944.00	261,632.00	226,688.00	-
4	Advance to B M Bannur	-	14,958.00	178,758.00	163,800.00
5	Advance to Bulagouda R S	-	95,217.00	98,673.00	3,456.00
6	Advance to D G Talikoti	5,770.00	5,770.00	-	-
7	Advance to Dr Anand Ambali	4,610.00	4,610.00	-	-
8	Advance to Dr Praveen Ganganhalli	201.00	5,643.00	5,442.00	-
9	Advance to Dr R N Karadi	36,517.00	74,517.00	38,000.00	-
10	Advance to Dr Vidya A Patil	-	67,616.00	70,307.00	2,691.00
11	Advance to I D Tech Solutions Pvt Ltd.,	-	1,588,936.00	2,100,950.00	512,014.00
12	Advance to M/s Niral Fab Engineering Systems,	-	3,000,000.00	4,163,923.00	1,163,923.00
13	Advance to Microflow Devices India Private Limited	-	9,734,911.00	11,350,556.00	1,615,645.00
14	Advance to Shrinidhi Enterprises	-	10,550,744.00	12,664,600.90	2,113,856.90
15	AEE Hescrom Vijayapura	2,000,306.00	20,547,153.56	20,783,446.56	2,236,599.00
16	Akshara Hospitality Services	2,260,970.00	26,947,797.00	26,908,487.00	2,221,660.00
17	Allengers Medical Systems Ltd	-	65,694.00	97,141.00	31,447.00
18	Alpha Biomedix	31,360.00	74,240.00	42,880.00	-
19	Alumni Association	240,000.00	240,000.00	266,000.00	266,000.00
20	Anil.G.Salunke	21,140.00	391,205.00	370,065.00	-
21	Anjaneya Security Services	2,599,895.00	8,608,572.00	6,008,677.00	-
22	Appasamy Associates Pondicherry	7,616.00	502,714.00	495,098.00	-
23	Aradhana Enterprises Bijapur	30,554.00	353,408.00	322,854.00	-
24	Arogya Bhagya Yojane (Debtor)	-	213,970.00	955,771.00	741,801.00
25	ARS Enterprises Haveri	118,680.00	118,680.00	-	-
26	Ashok Rao	1,610.00	18,350.00	16,740.00	-



Current Liabilities & Provisions (Schedule-4)

Sl No	Particulars	Opening Balance	Payments	Receipts	Closing Balance
27	Avinash Medicals	28,823.00	326,017.96	301,442.96	4,248.00
28	B K Surgicals	-	69,114.00	83,059.00	13,945.00
29	B L Hodlur	13,710.00	662,405.00	648,695.00	-
30	B.S.Kabbin	1,325.10	-	-	1,325.10
31	B.S.N.L Patients Payable	24,275.00	-	-	24,275.00
32	Balu Chavan	27,017.00	27,017.00	-	-
33	Bharat Sanchar Nigam Ltd	-	14,338.00	15,702.00	1,364.00
34	Bhavani Agencies Bijapur	66,375.00	630,473.00	564,098.00	-
35	Bhavani Plastic	53,100.00	613,570.00	560,470.00	-
36	Bhumika Agencies	-	109,434.00	131,322.00	21,888.00
37	Bijapur Scientific Traders Bijapur	119,949.00	3,520,119.00	3,400,170.00	-
38	BLDE As Offset Printers	510,154.00	4,035,123.80	3,548,434.80	23,465.00
39	BLDE Deemed to Be University (Emory Research Project)	1,515,659.00	1,515,659.00	-	-
40	BLDEU Emory Research Project	-	5,128,837.50	5,599,902.00	471,064.50
41	Boopathe Enterprises Chatrapatti	145,040.00	1,781,696.00	1,636,656.00	-
42	BSN Medical Pvt.Ltd	40,992.00	303,342.00	262,350.00	-
43	Careplus Medical Systems	-	49,882.00	54,362.00	4,480.00
44	Centenary Celebration	6,540,000.00	7,620,000.00	1,080,000.00	-
45	Contractor's Benefit Fund	37,145.00	65,139.00	27,994.00	-
46	Cosmos Surgicals Solapur	65,693.00	271,729.00	206,036.00	-
47	Cautious Money Deposit	5,406,250.00	710,000.00	1,198,000.00	5,894,250.00
48	Datta Agencies Bijapur	-	38,265.00	52,360.00	14,095.00
49	Deepa Jyothi Enterprises	115,640.00	702,082.00	586,442.00	-
50	Deloitte	540,000.00	1,512,000.00	972,000.00	-
51	Dispo Concept Pvt LTD	28,875.00	528,938.00	500,063.00	-
52	E I Techonologies Pvt Ltd	1,136,547.00	-	-	1,136,547.00
54	E.C.H.S Patients Payable	77,585.00	-	-	77,585.00



Current Liabilities & Provisions (Schedule-4)

SI No	Particulars	Opening Balance	Payments	Receipts	Closing Balance
55	Edutech India Private Limited	50,000.00	50,000.00	-	-
56	Environmental Health & Safty Reserch & Development C	8,202.00	90,222.00	82,020.00	-
57	Excess Fees	300,929.00	883,803.00	946,745.00	363,871.00
58	Executive Engineer KUWS & D Board Division	27,978.00	4,264,228.00	4,236,250.00	-
59	Fairdeal Surgical Corporation Bombay	18,573.00	289,147.00	270,574.00	-
60	G.C. Technology Bangalore	68,000.00	-	-	68,000.00
61	G.S.Mokashi Contractors	1,591,583.00	16,312,712.00	14,721,129.00	-
62	Galaxy Prints	101,730.00	1,001,595.00	899,865.00	-
63	Ganesh Engineering Works	342.00	-	-	342.00
64	Gen Works Health Pvt.Ltd	-	2,909,215.00	6,269,215.00	3,360,000.00
65	Gowelnext Solutions Private Limited	-	-	10,165.00	10,165.00
66	Graen Space	-	48,675.00	690,383.00	641,708.00
67	Gratuity Payable (Staff Members)	12,124,748.00	17,569,702.00	10,211,426.00	4,766,472.00
68	Group Insurance	72,663.00	294,773.00	294,773.00	72,663.00
69	GST Payable/Receivable	-	16,239,245.00	16,808,171.00	568,926.00
70	Guddodagi Electronics	-	243,000.00	282,600.00	39,600.00
71	Guddodgi Pharmaceutical Distributors	513,263.00	19,381,210.00	18,867,947.00	-
72	Guitar Training Classes	3,998.00	3,998.00	-	-
73	Hostel Deposits	11,426,960.00	1,766,000.00	2,907,500.00	12,568,460.00
74	H M Hadagali	342,226.00	2,456,453.00	2,337,304.00	223,077.00
75	Hatti Agencies	-	-	15,000.00	15,000.00
76	Heera .V Lamani.(Security Deposits)	17,220.00	-	4,711.00	21,931.00
77	Hira Lamani	26,355.00	26,355.00	-	-
78	Hi-Tech Enterprises Bijapur	148,195.00	3,076,215.00	2,928,020.00	-
79	Home Medix (India) Pvt.Ltd	120,176.00	422,240.00	302,064.00	-
80	Hostel Mess Fees	16,936,329.00	30,232,628.00	40,644,026.00	27,347,727.00
81	Hugar S R	4,488.00	49,550.00	45,062.00	-




Current Liabilities & Provisions (Schedule-4)

Sl No	Particulars	Opening Balance	Payments	Receipts	Closing Balance
82	Infrastructure Grant From K.S.A.P.S	25,000.00	-	-	25,000.00
83	INSPIRE Fellowship S.G.Patil	257,600.00	257,600.00	-	-
84	Jeevan Surgicals	-	426,944.00	457,184.00	30,240.00
85	Jumbo Medical Technologies	199,279.00	2,049,166.00	1,849,887.00	-
86	Jyothi Enterprises Bijapur	-	2,682,683.00	3,184,131.00	501,448.00
87	Kadavy Systems & Solutions	-	175,407.00	339,870.00	164,463.00
88	Kalelkar Surgical Industries	-	-	19,550.00	19,550.00
89	Karnataka Engineering Co.Bijapur	4,251.00	54,204.31	49,953.31	-
90	Karnataka State Aids Prevention Society	397,395.00	154,633.00	603,815.00	846,577.00
91	Khetaram H Jangid	514,674.00	514,674.00	-	-
92	KLE Belgaum Health Care	-	47,434.00	64,628.00	17,194.00
93	Konark Enterprises	72,800.00	1,470,224.00	1,397,424.00	-
94	Koni Computers	13,831.00	43,400.00	29,569.00	-
95	Koni Computers Services	25,260.00	247,210.00	221,950.00	-
96	Kothari Distributors Bangalore	43,904.00	271,659.00	227,755.00	-
97	Kruger & Brent Chemicals	-	241,516.00	347,924.00	106,408.00
98	Kulkarani Oxygen Gases Bijapur	146,914.00	1,538,542.00	1,391,628.00	-
99	L N Oswal	7,495.00	105,578.00	98,083.00	-
100	Labindia Instruments Pvt. Ltd.,	1,371,750.00	4,988,390.00	3,616,640.00	-
101	Laxmi Pharma & Surgicals	956,428.00	21,144,182.00	20,187,754.00	-
102	Lub Dub Medical Technologies Pvt Ltd	4,241.00	89,451.00	85,210.00	-
103	M R Mangannavar	1,532.00	33,146.00	31,614.00	-
104	M.A.Qudsi	1,176.00	-	-	1,176.00
105	M.S.Surgicals Bangalore	-	41,664.00	62,496.00	20,832.00
106	Mallappa S Ijeri A/c No-30825216512	36,000.00	108,000.00	72,000.00	-
107	Maquet Medical India Pvt Ltd	1,218,000.00	1,218,000.00	-	-
108	Medi Assist Healthcare Services Ltd	-	39,200.00	90,440.00	51,240.00




Current Liabilities & Provisions (Schedule-4)

Sl No	Particulars	Opening Balance	Payments	Receipts	Closing Balance
109	Medisoft Systems	35,280.00	150,480.00	115,200.00	-
110	Medisun Medical Products	234,080.00	2,324,120.00	2,319,192.00	229,152.00
111	MGRK Instruments Kalaburgi	10,000.00	60,000.00	50,000.00	-
112	Nagaraj M Avaji	460.00	5,109.00	4,649.00	-
113	Narayan Barman Security Deposits	25,347.00	-	-	25,347.00
114	NK Surgicare	12,600.00	171,882.00	180,618.00	21,336.00
115	Non -Teaching Staff Salary Deposits	4,000.00	-	-	4,000.00
116	Novaarc Surgicals Pvt Ltd		2,230,201.30	2,337,406.30	107,205.00
117	NSS Regular Activities	35,000.00	63,000.00	28,000.00	-
118	OM Chemicals & Domestics Center Bijapur	17,514.00	813,594.50	796,080.50	-
119	P M Agencies	198,400.00	3,032,736.00	2,834,336.00	-
120	Panchaganga Distributors	21,818.00	419,416.00	411,256.00	13,658.00
121	Paras Pharmaceuticals	48,055.00	3,058,606.00	3,010,551.00	-
122	Patient Refund Payable	2,675,373.00	3,178,652.00	512,900.00	9,621.00
123	Patil Enterprises	28,430.00	28,430.00	-	-
124	Patni Distributors	26,700.00	106,390.00	79,690.00	-
125	Pragati Ply & Hardware	1,269.00	338,086.00	336,817.00	-
126	Pragnya Surgicals	40,399.00	40,399.00	-	-
127	Praxa Bio Solutions	-	100,891.00	160,738.00	59,847.00
128	Praxair India Pvt.Ltd	310,902.00	4,579,797.00	4,268,895.00	-
129	Prem Plywood & Glass Bijapur	55,932.00	272,409.00	216,477.00	-
130	Premkumar Chavan	32,702.00	267,442.00	234,740.00	-
131	Prepaid Expenses	-	1,299,263.00	1,324,829.00	25,566.00
132	Prerana Enterprises	87,822.00	861,076.00	773,254.00	-
133	Professional Tax Salary	-	1,930,400.00	2,090,400.00	160,000.00
134	Provisional Fees PG/UG	8,787,301.42	1,477,284,993.00	1,473,516,020.71	5,018,329.13
135	Pure Aqua Treat	-	10,730.00	13,790.00	3,060.00



Current Liabilities & Provisions (Schedule-4)

Sl No	Particulars	Opening Balance	Payments	Receipts	Closing Balance
136	R K Prathiba	18,000.00	198,000.00	217,800.00	37,800.00
137	R P Enterprises	266,385.00	266,385.00	-	-
138	Rajendra Kumar B K	18,000.00	198,000.00	217,800.00	37,800.00
139	Rapid Biopharma Pvt Ltd	23,134.00	381,841.00	358,707.00	-
140	Ravi Rathod	-	40,000.00	92,725.00	52,725.00
141	Registrar/ Lecturer Salary Deposit	54,745.00	-	-	54,745.00
142	Renuka Meditec	827,344.00	10,439,569.00	9,612,225.00	-
143	Research Grant	-	-	92,000.00	92,000.00
144	RNTCP TOG 2016	103,690.00	121,070.00	102,430.00	85,050.00
145	Royalty	25,008.00	384,768.00	359,760.00	-
146	RSBY Empanelment	1,100.00	1,100.00	-	-
147	S D Padatara	22,500.00	75,850.00	53,350.00	-
148	Sagar Auto Electricals	11,000.00	11,000.00	-	-
149	Sai Enterprises Bijapur	62,737.00	1,837,951.50	1,775,214.50	-
150	SAIDATT MEDICAL & DISTRIBUTORS	31,450.00	192,715.00	161,265.00	-
151	Salaries Payable	123,548.00	593,935,572.00	596,991,601.00	3,179,577.00
152	Salary Recredited	2,513,770.00	5,447,614.00	4,799,686.00	1,865,842.00
153	SARS	177,000.00	170,000.00	216,000.00	223,000.00
154	Satish Gugadaddi	16,000.00	31,000.00	15,000.00	-
155	Scholarship	568,780.00	1,714,700.00	1,765,950.00	620,030.00
156	Secure Flaire Systems	7,471,052.00	-	-	7,471,052.00
157	Security Deposits with Contractor	2,548,295.00	3,388,812.12	3,769,092.00	2,928,575.88
158	Sharada Surgicals & Pharma	47,463.00	1,302,597.26	1,255,134.26	-
159	Sholapurkar Brothers	210,173.00	9,984,911.00	9,774,738.00	-
160	Shweta Drug Distributors	57,258.00	5,093,388.00	5,036,130.00	-
161	Siddharth Medicare Hubli	56,018.00	575,349.00	519,331.00	-
162	Siddrameshwar Traders	15,525.00	15,525.00	-	-



Current Liabilities & Provisions (Schedule-4)

SI No	Particulars	Opening Balance	Payments	Receipts	Closing Balance
190	VGST K First-I (Dr Ananth Koth)	-	-	782,802	782,801.50
191	VGST K First-I (Dr Arun Inamdar)	-	-	1,067,901	1,067,901.00
192	VGST K First-I (Dr H T Lathadevi)	-	-	1,140,207	1,140,206.50
193	VGST K First-I (Dr Kusal Das)	-	-	90,695	90,694.79
194	VGST K First-I (Dr S P Guggarigoudar)	-	-	66,813	66,812.50
195	VGST K First-II (Dr Bulagouda)	-	-	328,268	328,268.00
196	VGST K Firt-II (Dr Nilima Dongre)	-	-	530,669	530,668.50
197	Workers Welfare Fund	554,357.00	-	264,884.00	819,241.00
198	Yaseen Enterprises	270,592.00	3,017,868.00	2,747,276.00	-
199	Yeshasvini Empanelment A/C	144,400.00	144,400.00	-	-
200	Yeshasvini Patients Payble A/C	90,480.00	91,267.00	5,428.00	4,641.00
201	Yoga Care Trail	51,168.00	51,168.00	-	-
	Grand Total	109,881,375.52	2,469,502,905.01	2,459,481,493.52	99,859,965.00



**BLDE (Deemed to be University)
Fixed Assets (Schedule-5)**

Sl. No	Particular	%	Opening Balance	Additions	Total	Depreciation	Deletions/Transfer red	Closing Balance
A	Department Science Equipments							
1	Defibrillator	15	239,655.00	-	239,655.00	35,948.00	-	203,707.00
2	Department of A.L.C.	15	44,171.00	-	44,171.00	6,626.00	-	37,545.00
3	Department of Alumni Association	15	17,224.00	-	17,224.00	2,584.00	-	14,640.00
4	Department of Anatomy	15	5,461,364.00	144,000.00	5,605,364.00	819,205.00	-	4,786,159.00
5	Department of Anesthesiology	15	5,664,978.00	1,418,640.00	7,083,618.00	849,747.00	-	6,233,871.00
6	Department of Artist	15	2,213.00	-	2,213.00	332.00	-	1,881.00
7	Department of Bio Medical Engineering	15	2,466.00	-	2,466.00	370.00	-	2,096.00
8	Department of Biochemistry	15	1,176,267.00	-	1,176,267.00	176,440.00	-	999,827.00
9	Department of Blood Bank	15	2,538,395.00	33,200.00	2,571,595.00	380,759.00	-	2,190,836.00
10	Department of C S S D	15	2,209,801.00	115,640.00	2,325,441.00	331,470.00	-	1,993,971.00
11	Department of C.C.U	15	3,758,127.00	9,520.00	3,767,647.00	563,719.00	-	3,203,928.00
12	Department of Cath Lab	15	733,703.00	-	733,703.00	110,055.00	-	623,648.00
13	Department of Central Research Lab	15	1,578,047.00	-	1,578,047.00	236,707.00	-	1,341,340.00
14	Department of Chest and T B	15	510,311.00	1,802,080.00	2,312,391.00	76,547.00	-	2,235,844.00
15	Department of Community Medicine	15	1,836,667.00	-	1,836,667.00	275,500.00	-	1,561,167.00
16	Department of Cultural and Musical	15	79,901.00	-	79,901.00	11,985.00	-	67,916.00
17	Department of Cultural Committee	15	31,020.00	-	31,020.00	4,653.00	-	26,367.00
18	Department of Dental	15	505,850.00	-	505,850.00	75,878.00	-	429,972.00
19	Department of Dermatology	15	4,575,283.00	912,800.00	5,488,083.00	686,292.00	-	4,801,791.00
20	Department of Dialysis Unit	15	2,553,804.00	88,350.42	2,642,154.42	383,071.00	-	2,259,083.42
21	Department of E.N.T.	15	5,611,596.00	113,376.00	5,724,972.00	841,739.00	-	4,883,233.00



Fixed Assets (Schedule-5)

Sl. No	Particular	%	Opening Balance	Additions	Total	Depreciation	Deletions/Transfer red	Closing Balance
22	Department of Emergency Medicine	-	-	5,981,757.99	5,981,757.99	-	-	5,981,757.99
23	Department of Forensic Medicine	15	374,460.00	-	374,460.00	56,169.00	-	318,291.00
24	Department of I.C.C.U	15	722,535.00	514,080.00	1,236,615.00	108,380.00	-	1,128,235.00
25	Department of Illustration	15	276,390.00	-	276,390.00	41,459.00	-	234,931.00
26	Department of Medical Education	15	70,566.00	-	70,566.00	10,585.00	-	59,981.00
27	Department of Medicine	15	1,333,731.00	12,880.00	1,346,611.00	200,060.00	-	1,146,551.00
28	Department of Microbiology	15	2,352,529.00	-	2,352,529.00	352,879.00	-	1,999,650.00
29	Department of Misoprostal	15	33,324.00	-	33,324.00	4,999.00	-	28,325.00
30	Department of N S S	15	17,224.00	-	17,224.00	2,584.00	-	14,640.00
31	Department of Neuro Surgery	15	2,258,409.00	16,784.00	2,275,193.00	338,761.00	-	1,936,432.00
32	Department of NICU	15	114,240.00	1,427,680.00	1,541,920.00	17,136.00	-	1,524,784.00
33	Department of O.B.G.Y	15	8,670,553.00	15,104.00	8,685,657.00	1,300,583.00	-	7,385,074.00
34	Department of Ophthalmology	15	13,639,882.00	174,920.00	13,814,802.00	2,045,982.00	-	11,768,820.00
35	Department of Orthopedics	15	4,832,963.00	157,696.00	4,990,659.00	724,944.00	-	4,265,715.00
36	Department of Paediatric Surgery	15	20,944.00	-	20,944.00	3,142.00	-	17,802.00
37	Department of Pathology	15	4,835,909.40	4,046,019.00	8,881,928.40	725,386.00	-	8,156,542.40
38	Department of Pediatrics	15	4,999,002.00	400,000.00	5,399,002.00	749,850.00	-	4,649,152.00
39	Department of Pharmacology	15	381,693.50	-	381,693.50	57,254.00	-	324,439.50
40	Department of Physiology	15	2,803,744.00	-	2,803,744.00	420,562.00	-	2,383,182.00
41	Department of Physiotherapy	15	376,442.00	-	376,442.00	56,466.00	-	319,976.00
42	Department of Plastic Surgery	-	-	670,000.00	670,000.00	-	-	670,000.00
43	Department of Psychiatry	15	333,712.00	-	333,712.00	50,057.00	-	283,655.00
44	Department of Radiology	15	23,906,384.00	1,450,000.00	25,356,384.00	3,585,957.00	-	21,770,427.00
45	Department of SICU	15	94,080.00	-	94,080.00	14,112.00	-	79,968.00
46	Department of Skills Labarotry	15	3,165.00	-	3,165.00	475.00	-	2,690.00
47	Department of Sports	15	31,895.00	-	31,895.00	4,784.00	-	27,111.00
48	Department of Surgery	15	4,342,345.00	1,648,000.00	5,990,345.00	651,352.00	-	5,338,993.00
49	Department of Urology	15	6,239,383.00	436,800.00	6,676,183.00	935,907.00	-	5,740,276.00
50	Department of Central Library	15	3,018,928.00	-	3,018,928.00	452,839.00	-	2,566,089.00




Fixed Assets (Schedule-5)

Sl. No	Particular	%	Opening Balance	Additions	Total	Depreciation	Deletions/Transfer red	Closing Balance
51	Skills Laboratory	10	2,457,313.00	-	2,457,313.00	245,731.00	-	2,211,582.00
52	Ventilators	15	6,975,803.00	9,469,200.00	16,445,003.00	1,046,370.00	-	15,398,633.00
53	Operation Theater	15	4,811,357.00	3,474,821.00	8,286,178.00	721,704.00	-	7,564,474.00
54	Casualty Equipment	15	1,180.00	321,400.00	322,580.00	177.00	-	322,403.00
	TOTAL .A		139,460,928.90	34,854,748.41	174,315,677.31	20,796,273.00	-	153,519,404.31
B	Machinery and Other Equipments							
1	Walki Talki	15	355,180.00	-	355,180.00	53,277.00	-	301,903.00
2	Washing Machine	15	1,512,242.00	256,500.00	1,768,742.00	226,836.00	-	1,541,906.00
3	Waste Handling Bins	15	3,193.00	-	3,193.00	471.00	-	2,722.00
4	Water Cooler	15	396,270.00	273,592.00	669,862.00	59,441.00	-	610,421.00
5	Water Level Indicator	15	515,912.00	-	515,912.00	77,387.00	-	438,525.00
6	Water Purification System	15	83,804.00	-	83,804.00	12,571.00	-	71,233.00
7	Water Purifier	15	666,997.00	24,302.00	691,299.00	100,050.00	-	591,249.00
8	X-Ray Machine	15	16,866.00	-	16,866.00	2,530.00	-	14,336.00
9	Telephone Instrument	15	-	36,800.00	36,800.00	-	-	36,800.00
10	Television	15	-	39,990.00	39,990.00	-	-	39,990.00
11	Utensils	15	952,232.95	16,800.00	969,032.95	142,835.00	-	826,197.95
12	SIGNA EXPLORER MRI 1.5 TESLA	15	50,000,000.00	-	50,000,000.00	7,500,000.00	-	42,500,000.00
13	Smart LED TV	15	-	201,400.00	201,400.00	-	-	201,400.00
14	Solar Water Heaters Equipments	15	1,202,603.95	537,090.00	1,739,693.95	180,391.00	-	1,559,302.95
15	Somatom Scope (32Slice) CT Scanner	15	11,475,000.00	-	11,475,000.00	1,721,250.00	-	9,753,750.00
16	Sony Digital Camera	15	11,900.00	-	11,900.00	1,785.00	-	10,115.00
17	Submersible Pumpset	15	28,430.00	-	28,430.00	4,265.00	-	24,165.00
18	Pump Set	15	185,467.10	-	185,467.10	27,820.00	-	157,647.10
19	Pyrolator Machine	15	7,854.00	-	7,854.00	1,178.00	-	6,676.00
20	Refrigerator	15	290,466.00	207,120.00	497,586.00	43,570.00	-	454,016.00
21	RO Plant	15	245,055.00	-	245,055.00	36,758.00	-	208,297.00
22	Sewage Treatment Plant	15	3,822,601.00	-	3,822,601.00	573,390.00	-	3,249,211.00



Fixed Assets (Schedule-5)

Sl. No	Particular	%	Opening Balance	Additions	Total	Depreciation	Deletions/Transfer red	Closing Balance
23	Lift	15	5,996,568.00	1,389,540.00	7,386,108.00	899,485.00	2,000.00	6,484,623.00
24	Mace & Box	15	106,657.00	-	106,657.00	15,999.00	-	90,658.00
25	Machinery	15	254,667.00	-	254,667.00	38,201.00	-	216,466.00
26	Medical Gas Pipeline Systems Project	15	4,654,070.00	149,383.00	4,803,453.00	698,111.00	-	4,105,342.00
27	Medical Male Ward-1	15	771.00	-	771.00	116.00	-	655.00
28	Mobile	15	1,275.00	45,000.00	46,275.00	191.00	-	46,084.00
29	Mortuary Equipments	15	11,463.00	-	11,463.00	1,719.00	-	9,744.00
30	Office Equipment (Assets)	-	-	76,856.00	76,856.00	-	-	76,856.00
31	Over Head Projector	15	39,268.00	-	39,268.00	5,890.00	-	33,378.00
32	Oxygen Cylinders	15	376,393.00	45,000.00	421,393.00	56,459.00	-	364,934.00
33	Paper Shedder Machine	15	210,000.00	-	210,000.00	31,500.00	-	178,500.00
34	Lamination Machine	15	2,890.00	3,720.00	6,610.00	434.00	-	6,176.00
35	LCD Projector	15	-	192,729.00	192,729.00	-	-	192,729.00
36	Adult Weighing Machine	15	3,811.00	-	3,811.00	572.00	-	3,239.00
37	Air Conditioner	15	7,048,505.00	14,804,227.65	21,852,732.65	1,057,276.00	-	20,795,456.65
38	Aluminium Partitions	15	3,883,127.00	65,212.00	3,948,339.00	582,469.00	-	3,365,870.00
39	Amplifier	15	8,302.00	-	8,302.00	1,245.00	-	7,057.00
40	Audio-Video Display Systems	15	217,322.00	-	217,322.00	32,598.00	-	184,724.00
41	Auto Clave Machine	15	16,968.00	-	16,968.00	2,545.00	-	14,423.00
42	Bicycle	15	4,150.00	-	4,150.00	623.00	-	3,527.00
43	Binding Machine	15	2,166.00	-	2,166.00	325.00	-	1,841.00
44	Biometric	15	23,671.00	3,200.00	26,871.00	3,551.00	-	23,320.00
45	Blood Gas Analyzer	15	243,013.00	-	243,013.00	36,452.00	-	206,561.00
46	Boom Barrier Gates	15	83,676.00	-	83,676.00	12,551.00	-	71,125.00
47	Breath Analyser	15	41,300.00	-	41,300.00	6,195.00	-	35,105.00
48	Endoscope Equipment	15	706,906.00	-	706,906.00	106,036.00	-	600,870.00
49	Equipments	15	136,670.00	-	136,670.00	20,501.00	-	116,169.00
50	Fax Machine	15	1,004.00	-	1,004.00	151.00	-	853.00
51	Generator	15	96,298.15	-	96,298.15	14,445.00	-	81,853.15



Fixed Assets (Schedule-5)

Sl. No	Particular	%	Opening Balance	Additions	Total	Depreciation	Deletions/Transfer red	Closing Balance
52	Gym Equipments (Ladies Hostel)	15	161,464.00	-	161,464.00	24,220.00	-	137,244.00
53	H.P. Gas	15	44,568.00	-	44,568.00	6,685.00	-	37,883.00
54	Hi Tech RO 250 LPH Plant	15	124,686.00	-	124,686.00	18,703.00	-	105,983.00
55	Hospital Equipments (Cots) NR	15	38,638.00	-	38,638.00	5,796.00	-	32,842.00
56	Incinerator @75kg/hr	15	229,440.00	-	229,440.00	34,416.00	-	195,024.00
57	Karnataka State Aids Prevention	15	16,071.00	-	16,071.00	2,411.00	-	13,660.00
	TOTAL .B		96,557,852.15	18,368,461.65	114,926,313.80	14,483,676.00	2,000.00	100,440,637.80
C	Library Books and Journals							
1	Books and Journals	10	742,892.00	305,417.00	1,048,309.00	74,289.00	-	974,020.00
2	Library Books	10	11,733,327.00	1,307,386.00	13,040,713.00	1,173,333.00	-	11,867,380.00
3	Library Journals	10	40,872,484.80	-	40,872,484.80	4,087,248.00	14,909.00	36,770,327.80
4	Library Partition (Building)	10	134,609.00	24,044.00	158,653.00	13,461.00	-	145,192.00
	TOTAL .C		53,483,312.80	1,636,847.00	55,120,159.80	5,348,331.00	14,909.00	49,756,919.80
D	Furniture and Fixture							
1	Furniture & Fixtures	10	83,663,365.66	5,217,635.00	88,881,000.66	8,366,338.00	-	80,514,662.66
2	Hospital Beds	10	1,598,285.00	581,613.00	2,179,898.00	159,829.00	-	2,020,069.00
3	Bed & Beddings	10	287,469.00	172,845.00	460,314.00	28,747.00	-	431,567.00
4	Cots	10	2,458.00	-	2,458.00	246.00	-	2,212.00
5	Godrej Lockers	10	8,944.00	-	8,944.00	894.00	-	8,050.00
6	Sign Boards	10	101,085.00	-	101,085.00	10,109.00	-	90,976.00
7	Parking Shed	10	52,060.95	-	52,060.95	5,206.00	-	46,854.95
8	Almera	10	17,820.00	-	17,820.00	1,782.00	-	16,038.00
9	Fire Safty Systems	10	21,442,946.00	254,935.00	21,697,881.00	2,144,295.00	-	19,553,586.00
10	Hospital General Store	10	59,879.00	-	59,879.00	5,988.00	-	53,891.00
	TOTAL .D		107,234,312.61	6,227,028.00	113,461,340.61	10,723,434.00	-	102,737,906.61
E	Electrical Appliances and Others							
1	Electrical Fittings	-	-	1,502,588.00	1,502,588.00	-	-	1,502,588.00
2	Electrical Water Heater	15	143,448.00	-	143,448.00	21,517.00	-	121,931.00
3	LED Lights	-	1,251,814.00	42,125.00	1,293,939.00	187,772.00	-	1,106,167.00
4	KHW Meters and Panel Boards	-	396,383.00	-	396,383.00	59,457.00	-	336,926.00



Fixed Assets (Schedule-5)

Sl. No	Particular	%	Opening Balance	Additions	Total	Depreciation	Deletions/Transfer red	Closing Balance
5	Battery Vehicles	-	-	1,318,000.00	1,318,000.00	-	-	1,318,000.00
6	Ceiling Fan	-	-	49,650.00	49,650.00	-	-	49,650.00
7	Cell Phone Jammer	15	61,360.00	-	61,360.00	9,204.00	-	52,156.00
8	Counting Machine	15	6,300.00	-	6,300.00	945.00	-	5,355.00
9	Cube Audio Podium	15	26,897.00	-	26,897.00	4,035.00	-	22,862.00
10	Samsung Mobile	15	-	15,900.00	15,900.00	-	-	15,900.00
11	Education Media	15	2,408.00	-	2,408.00	361.00	-	2,047.00
	TOTAL .E		1,888,610.00	2,928,263.00	4,816,873.00	283,291.00	-	4,533,582.00
F	Computers, Printers, Softwares and ICT facilities							
1	C.C Tv Camera and WI-FI	40	5,505,238.00	5,791,797.00	11,297,035.00	2,202,095.00	303,728.00	8,791,212.00
2	Computers, Printers & Software	40	5,464,209.00	28,182,976.00	33,647,185.00	2,185,752.00	-	31,461,433.00
3	OFC IP Networking for Campus	40	2,188,445.00	-	2,188,445.00	875,378.00	-	1,313,067.00
4	HP Laserjet Printer	40	10,080.00	-	10,080.00	4,032.00	-	6,048.00
5	Software	40	83,906.00	244,331.35	328,237.35	33,562.00	-	294,675.35
6	Tally 9 Soft Ware	40	12,937.00	-	12,937.00	5,175.00	-	7,762.00
7	Tele Radiology Software	40	31,268.00	-	31,268.00	12,507.00	-	18,761.00
8	U.P.S.Battery	40	596,414.00	188,500.00	784,914.00	238,566.00	-	546,348.00
9	RSBY Software	40	8,030.00	-	8,030.00	3,212.00	-	4,818.00
10	Q Manager Software	40	-	7,528.00	7,528.00	-	-	7,528.00
11	RFID Project	40	-	115,787.00	115,787.00	-	-	115,787.00
12	MRI Reporting Software	-	-	70,800.00	70,800.00	-	-	70,800.00
13	Hard Disk	40	3,359.00	14,761.00	18,120.00	1,344.00	-	16,776.00
14	Xerox Machine	40	905,792.00	-	905,792.00	362,317.00	-	543,475.00
15	Electronic Medical Record Soft Ware	40	20,366.00	-	20,366.00	8,146.00	-	12,220.00
16	LED Display	40	-	804,800.00	804,800.00	-	-	804,800.00
	TOTAL .F		14,830,044.00	35,421,280.35	50,251,324.35	5,932,086.00	303,728.00	44,015,510.35



Fixed Assets (Schedule-5)

Sl. No	Particular	%	Opening Balance	Additions	Total	Depreciation	Deletions/Transfer red	Closing Balance
G	Construction of the Buildings and Infrastructure							
1	Construction of Emergency and Trauma Center W/p	-	-	7,510,916.00	7,510,916.00	-	-	7,510,916.00
2	Construction of New PG Hostel(W/p)	-	-	3,504,580.00	3,504,580.00	-	-	3,504,580.00
3	Construction of Physiology Department W/p	-	60,180.00	9,739,970.00	9,800,150.00	-	-	9,800,150.00
4	Construction of Skills Lab and Research Lab W/p	-	6,928,849.00	20,916,948.00	27,845,797.00	-	81,000.00	27,764,797.00
5	Indoor Sports Training Facility Project W/p	-	-	9,248,817.00	9,248,817.00	-	-	9,248,817.00
6	Swimming Pool Renovation W/p	-	58,450.00	9,291,064.00	9,349,514.00	-	31,686.00	9,317,828.00
7	Renovation of Old Counter of Pharmacy	-	-	1,205,491.00	1,205,491.00	-	-	1,205,491.00
8	Hospital Staircase Construction	10	4,225,380.00	-	4,225,380.00	422,538.00	-	3,802,842.00
9	Hospital Third Floor	10	146,799,375.93	-	146,799,375.93	14,679,938.00	7,509.00	132,111,928.48
10	Hostel Buildings	10	145,805,456.00	2,284,201.00	148,089,657.00	14,580,546.00	-	133,509,111.00
11	Extension of Existing Hospital W/p	-	4,223,311.00	40,458,272.40	44,681,583.40	-	196,725.00	44,484,858.40
12	False Ceiling (Central Library)	10	-	604,722.00	604,722.00	-	-	604,722.00
13	Building	10	18,350,146.00	-	18,350,146.00	1,835,015.00	-	16,515,131.00
14	Animal House Construction	10	5,366,830.00	-	5,366,830.00	536,683.00	-	4,830,147.00
15	Rural Health Centre	10	9,005,605.00	-	9,005,605.00	900,561.00	-	8,105,044.00
	TOTAL .G		340,823,582.93	104,764,981.40	445,588,564.33	32,955,281.00	316,920.00	412,316,362.88
H	Vehicles							
1	Vehicle Car Innova	15	607,894.00	-	607,894.00	91,184.00	-	516,710.00
2	Vehicle (Indigo CS)	15	264,312.00	-	264,312.00	39,647.00	-	224,665.00



Fixed Assets (Schedule-5)

Sl. No	Particular	%	Opening Balance	Additions	Total	Deprecion	Deletions/Transfer red	Closing Balance
3	Vehicle Ambulance KA.28 C 2027	15	780,182.00	-	780,182.00	117,027.00	-	663,155.00
4	Vehicle Ambulance KA-28-5582	15	28,121.00	-	28,121.00	4,218.00	-	23,903.00
5	Vehicle Ambulance KA-28-6927	15	124,440.00	-	124,440.00	18,666.00	-	105,774.00
6	Vehicle Bolero	15	213,910.00	-	213,910.00	32,087.00	-	181,823.00
7	Vehicle Bus	15	21,695.00	-	21,695.00	3,254.00	-	18,441.00
8	Vehicle Innova	15	223,907.00	-	223,907.00	33,586.00	-	190,321.00
9	Vehicle Jeep	15	27,284.00	-	27,284.00	4,093.00	-	23,191.00
10	Vehicle Mahindra TUV300	15	1,015,000.00	-	1,015,000.00	152,250.00	-	862,750.00
11	Vehicle OMINI Ambulance	15	88,269.00	-	88,269.00	13,240.00	-	75,029.00
12	Vehicle Parking	10	1,012,198.00	-	1,012,198.00	101,220.00	-	910,978.00
13	Vehicle Tata Star Bus	15	1,685,666.00	-	1,685,666.00	252,850.00	-	1,432,816.00
14	Vehicle Tata Winger Ambulance KA.28 9289	15	972,341.00	-	972,341.00	145,851.00	320,000.00	506,490.00
15	Vehicle TATA Winger Ambulance KA.28 B 4454	15	388,640.00	-	388,640.00	58,296.00	-	330,344.00
16	Vehicle Tata Winger Ambulance KA.28.B 5412	15	346,978.00	-	346,978.00	52,047.00	-	294,931.00
17	Vehicle TAVERA KA.28 N 9907	15	674,846.00	-	674,846.00	101,227.00	-	573,619.00
	TOTAL .H		8,475,683.00	-	8,475,683.00	1,220,743.00	320,000.00	6,934,940.00
I	Solar Project							
1	Solar Project	40	72,932,360.25	-	72,932,360.25	29,172,944.00	-	43,759,416.25
	TOTAL .J		72,932,360.25	-	72,932,360.25	29,172,944.00	-	43,759,416.25
	Grand Total		835,686,686.64	204,201,609.81	1,039,888,296.45	120,916,059.00	957,557.00	918,014,680.00

Note: Deprecation Provision Made on Opening Balance



BLDE (Deemed to be University) Investments (Schedule-6)

Sl. No	Particulars	Amount
1	Fixed Deposit SBI 34881821704	32,842.00
2	Fixed Deposit SBI 38222153578	106,271.00
3	Fixed Deposit SBI 38877661484	4,000,000.00
4	Fixed Deposit SBI 38877662455	2,500,000.00
5	Fixed Deposit SBI 38877663334	1,000,000.00
6	Fixed Deposit SBI-38921599426	5,500,000.00
7	Fixed Deposit SBI 38959580910	18,000,000.00
8	Fixed Deposit SBI 39097909887	7,000,000.00
9	Fixed Deposit SBI 39124004778	8,500,000.00
10	Fixed Deposit SBI 38551254707 (CORPUS FUND)	100,000,000.00
11	Fixed Deposit SBI 33622402778	1,000,000.00
12	Fixed Deposit SBI 33710851304	600,000.00
13	Fixed Deposit SBI 33710854032	200,000.00
14	Fixed Deposit SBI 33736227557	101,000.00
15	Fixed Deposit SBI 33736230412	101,000.00
16	Fixed Deposit SBI 33736232421	101,000.00
17	Fixed Deposit SBI 33736239062	101,000.00
18	Fixed Deposit SBI 34990165847	101,000.00
19	Fixed Deposit SBI 34990168666	101,000.00
20	Fixed Deposit SBI 35102586635	200,000.00
21	Fixed Deposit SBI 35264180005	101,000.00
22	Fixed Deposit SBI 36139182124	200,000.00



Sl. No	Particulars	Amount
23	Fixed Deposit SBI 38678078850	50,000,000.00
24	Fixed Deposit SBI 38678079489	50,000,000.00
25	Fixed Deposit SBI 38678080291	50,000,000.00
26	Fixed Deposit SBI 38678081182	50,000,000.00
27	Fixed Deposit SBI 38700837214	45,000,000.00
28	Fixed Deposit SBI 38700838025	45,000,000.00
29	Fixed Deposit SBI 38700838773	45,082,780.00
30	Fixed Deposit SBI 38889138027	10,000.00
31	Fixed Deposit SBI 39154426820	150,000.00
32	Fixed Deposit SBI 38612297279	3,517,127.00
33	Fixed Deposit SBI 39065368925	763,000.00
34	Fixed Deposit SBI 39073569723	3,712,000.00
35	Fixed Deposit SBI 39242985119	34,450,000.00
36	Fixed Deposit SBI 31656094404	939,900.00
37	Fixed Deposit SBI 31682902285	940,157.00
38	Fixed Deposit SBI 32269805344	50,000,000.00
39	Fixed Deposit SBI 33001684564	1,139,854.00
40	Fixed Deposit SBI 33924967258	1,325,000.00
41	Fixed Deposit SBI 37625002574	60,000,000.00
42	Fixed Deposit SBI 36793196242 Solar	2,600,000.00
43	Fixed Deposit SBI 38894236301	500,000.00
44	Fixed Deposit SBI 38889153975	220,000.00
45	Fixed Deposit SBI 38889154287	420,000.00
46	Fixed Deposit SBI 39238067886	10,000.00
47	Fixed Deposit SBI 38889153759	180,000.00



Sl. No	Particulars	Amount
48	Fixed Deposit SBI 38954325354	500,000.00
49	Fixed Deposit SBI 3888915216	960,000.00
50	Fixed Deposit SBI 38889152734	130,000.00
51	Fixed Deposit SBI 38957113233	900,000.00
	Total	647,995,931.00



**BLDE (Deemed to be University)
Current Assets (Schedule-7)**

Sl. No	Particular	Opening Balance	Payments	Receipts	Closing Balance
1	ABY Empanelment(Debtor)	-	1,872,193.00	919,293.00	952,900.00
2	ABY/KPHWT	508,329.00	1,314,362.00	1,822,691.00	-
3	ACC Limited	-	360,000.00	316,800.00	43,200.00
4	Advace	22,150.00	732,876.00	732,426.00	22,600.00
5	Advance to Research	9,086,010.00	1,183,450.00	5,271,386.00	4,998,074.00
6	Air Liquide Medical Systems Chennai	156,350.00	1,545,227.00	1,701,577.00	-
7	Akas Medical	51,000.00	-	51,000.00	-
8	Akram Naikwadi	36,500.00	18,000.00	53,000.00	1,500.00
9	Allagi Light House	-	117,658.00	31,158.00	86,500.00
10	Amaatra Health Pvt Ltd	-	230,235.00	212,641.00	17,594.00
11	Anand V Nimbai	1,000.00	1,561.00	2,561.00	-
12	Annapurna Enterprises	49,454.00	-	49,454.00	-
13	Aparna Takpere	-	17,000.00	12,000.00	5,000.00
14	APD	540.00	-	540.00	-
15	APPASY	6,283.00	-	6,283.00	-
16	Arakeri S U	-	4,000.00	2,500.00	1,500.00
17	Ariptra Projects Pvt Ltd	182,320.00	-	182,320.00	-
18	Arogya Karanataka Scheme	40,030.00	-	40,030.00	-
19	ART/KSAP	3,905.00	-	3,905.00	-
20	Assured Advertising & Media Pvt Ltd	42,000.00	-	42,000.00	-
21	Ataulla Abdulsab Mulla	-	27,000.00	-	27,000.00
22	AYUSHMAN BHARAT ARK SCHEME	385,265.00	58,883,687.50	40,330,054.50	18,938,898.00
23	B S Patil	105,536.00	118,400.00	223,936.00	-
24	B.P.Hiremath	-	929,354.00	921,354.00	8,000.00
25	Baa Parametric Pvt. Ltd.,	-	950,608.00	-	950,608.00




Current Assets (Schedule-7)

Sl. No	Particular	Opening Balance	Payments	Receipts	Closing Balance
26	Balasanjeevini	1,368,048.00	-	1,368,048.00	-
27	Benaka Meditech Pvt Ltd.,	-	7,182,662.00	5,775,988.00	1,406,674.00
28	Bharati.R.Doni. (Study Loan)	200,000.00	-	-	200,000.00
29	Biradar S G	-	4,456.00	3,456.00	1,000.00
30	BLDE (Deemed to Be University)	-	5,598,751.00	5,127,686.50	471,064.50
31	BLDE'As College of Pharmacy	1,660,560.00	-	1,660,560.00	-
32	BLDEU Emory Research Project	1,515,659.00	-	1,515,659.00	-
33	BPL Limited Bangalore	17,289.00	847,137.00	-	864,426.00
34	BSNL	157,829.00	627,570.00	491,420.00	293,979.00
35	Card Collection	330,170.72	27,561,865.79	27,625,761.47	266,275.04
36	Carestream Health (I) Pvt.Ltd Bangalore	613,729.00	654,529.43	699,131.39	569,127.04
37	Cathlab	18,965.00	-	18,965.00	-
38	CHANGE(10)	2,900.00	39,000.00	41,900.00	-
39	CIVIL HOSPITAL	6,375.00	-	6,375.00	-
40	B M Bannur	1,000.00	-	1,000.00	-
41	KLE Belagaum Health Care	16,797.00	-	16,797.00	-
42	Commerce,B H S Arts &TGP Science College Jamkhandi	85,470.00	5,400.00	90,870.00	-
43	Corium Medical Technologies (P) Ltd	228,200.00	-	228,200.00	-
44	D G Gannur	1,000.00	25,380.00	25,380.00	1,000.00
45	DDRC	121,223.00	48,000.00	162,487.00	6,736.00
46	DDRC BLDEU's SBMPMC A/c No 32977653860	100,000.00	-	-	100,000.00
47	Devaranavadagi.B.B.	1,000.00	14,693.00	14,693.00	1,000.00
48	District Blindness Control Society (DBCS) (Debtor)	-	789,393.00	526,360.00	263,033.00
49	DRTB Center	-	2,441,116.00	1,377,332.00	1,063,784.00
50	DRTB CENTRE(TB & CHEST)	1,085,424.00	552,016.00	1,637,440.00	-
51	DURO Elevator	1,159,690.00	200,000.00	1,359,690.00	-
52	E.Jadhav(Maya)	2,813.00	-	2,813.00	-



Current Assets (Schedule-7)

Sl. No	Particular	Opening Balance	Payments	Receipts	Closing Balance
53	ECHS (Debtor)	668,056.00	8,935,924.00	8,061,467.00	1,542,513.00
54	Eknath Jadav	118,820.00	41,165.00	38,615.00	121,370.00
55	Esaoite India (NS) Limited	1,534.00	152,334.00	152,334.00	1,534.00
56	ESIC	5,668,565.00	24,689,785.00	22,658,963.00	7,699,387.00
57	Festival Advance	473,066.00	-	473,066.00	-
58	Flames Safety Systems Pvt Ltd	-	79,355.00	-	79,355.00
59	Fujifilm Pvt.Ltd	18,585.00	1,450,000.00	1,450,000.00	18,585.00
60	Golden OT Care	-	702,648.00	702,648.00	100.00
61	Grace Medical Systems	720,000.00	-	720,000.00	-
62	GUGGARIGOUDAR	394.00	-	394.00	-
63	Gulbarga Electricals	229,885.00	-	229,885.00	-
64	Head Division of Biological Products IVRI Izatnagar	-	9,150.00	7,700.00	1,450.00
65	Ignify Professional Solutions	-	373,350.00	-	373,350.00
66	Inamadar.A.C.	-	1,040.00	1,040.00	-
67	INDI APPU	5,362.00	-	-	5,362.00
68	ISMAL JAMADAR (JAILOR)	2,972.00	-	2,972.00	-
69	J B Badiger	-	33,076.00	-	33,076.00
70	JADHAV-JINNESAB R KARAJGI POLICE	7,223.00	-	7,223.00	-
71	Jyothi Sanjeevini Scheme	54,355.00	202,699.00	257,054.00	-
72	KSFC	-	18,301.00	-	18,301.00
73	KSRTC	7,995.00	-	7,995.00	-
74	Lata Mullur	-	464,200.00	450,573.00	13,627.00
75	Latadevi. H.T.(E N T)	-	13,175.00	8,175.00	5,000.00
76	M H Patil (Optho)	-	8,000.00	6,000.00	2,000.00
77	Maligoudar.M.B.	2,031.00	10,000.00	10,030.00	2,001.00
78	Mallikarjun Electricals Dharwad	-	6,376,973.00	6,156,973.00	220,000.00
79	Mallu Biradar (Principal Attender)	-	1,000.00	-	1,000.00




Current Assets (Schedule-7)

Sl. No	Particular	Opening Balance	Payments	Receipts	Closing Balance
80	Maniranjn Diesel Sales and Service Pvt Ltd	-	108,647.00	-	108,647.00
81	Manjula (Central Library)	1,000.00	6,000.00	6,000.00	1,000.00
82	Manjunath Aithala	-	16,000.00	-	16,000.00
83	Manusoft Computer Consultancy Service	14,035.00	-	14,035.00	-
84	Matrix Medical Systems	37,811.00	-	37,811.00	-
85	Medical Superintendent	195,455.00	134,564.00	307,059.00	22,960.00
86	Medsynaptic Pvt.Ltd Pune	224,200.00	-	224,200.00	-
87	Mudnur.S.R(Obgy)	-	8,750.00	3,750.00	5,000.00
88	Mukhyamanthrigala Santawana	1,584,744.00	-	1,584,744.00	-
89	Naik.A.R	-	20,000.00	-	20,000.00
90	Nandi Shakari Sakkare Karkhane Niyamit	-	115,050.00	-	115,050.00
91	National Industrial Company	24,200.00	-	24,200.00	-
92	Neki Projects and Infrastructure Pvt Ltd	-	249,530.28	193,785.28	55,745.00
93	Nipro India Corporation Pvt.Ltd Chennai	1,121.00	-	-	1,121.00
94	Niral Fab Engineering Systems,	3,466,240.00	-	3,466,240.00	-
95	Nivas CCTV and Electronics	69,856.00	-	-	69,856.00
96	Novateur Electricals & Digital Systems Pvt.Ltd	12,114.00	652,986.00	629,051.00	36,049.00
97	NSS Special Activities	22,778.00	-	22,778.00	-
98	Olympus Medical Systems India Pvt Ltd	1,503,138.00	-	1,503,138.00	-
99	Ormed Systems	179,200.00	-	179,200.00	-
100	P C Matapathi	50,000.00	511,290.00	561,290.00	-
101	P.M.Agencies Bijapur	-	5,153,885.00	5,143,885.00	10,000.00
102	Padaganur.A.S.	10,067.00	84,000.00	69,372.00	24,695.00
103	Patil.S.V.(Ped -Dept)	1,000.00	8,190.00	4,990.00	4,200.00
104	Philips India Limited	-	6,929,538.00	825,506.36	6,104,031.64
105	Phoenix Medical Systems Chennai	236,719.00	-	236,719.00	-
106	Phytmess Healthcare	-	35,517.00	-	35,517.00




Current Assets (Schedule-7)

Sl. No	Particular	Opening Balance	Payments	Receipts	Closing Balance
107	Popular Concrete Pvt Ltd	-	412,193.00	395,135.00	17,058.00
108	Powerica Ltd	-	133,993.00	122,665.00	11,328.00
109	Prasaditi Medical Equipments	-	106,000.00	-	106,000.00
110	PRISONER(Y.B. NAGOD)	-	61,661.00	-	61,661.00
111	R.C.BIDARI	1,059.00	18,033.00	18,520.00	572.00
112	R.S. BULAGOUDA	3,575.00	-	3,575.00	-
113	RAJEEV AROGYA BHAGYA SCHEME	2,637.00	-	2,637.00	-
114	Ramzan D Sankh	-	30,000.00	-	30,000.00
115	RBSK	3,799,592.00	-	3,799,592.00	-
116	Reliance Retail Limited	-	8,940.00	-	8,940.00
117	RETIRED POLICE-ABY	60,057.00	49,744.00	109,801.00	-
118	RHTC UKKALI	53,493.00	-	53,493.00	-
119	Robosoft Technologies Pvt Ltd	26,550.00	-	26,550.00	-
120	RSBY	643,495.00	-	643,495.00	-
121	S N PATTANSHETTY	-	12,646.00	12,246.00	400.00
122	S.D.Nagamoti Sangali	10,000.00	-	-	10,000.00
123	S.D.Patil	57,675.00	-	-	57,675.00
124	S.K.BIRADAR TORVI	375.00	-	375.00	-
125	Security Deposit Rajendra Kumar B K & R K Prathibha	400,000.00	-	-	400,000.00
126	Security Deposit with Novaarc Surgicals Pvt Ltd	-	1,016,461.00	-	1,016,461.00
127	Senegy Consultants Pvt Ltd	-	21,240.00	-	21,240.00
128	Shailaja S Patil	1,000.00	15,101.00	12,101.00	4,000.00
129	Shrinidhi Engineers	-	5,854,385.00	5,530,591.00	323,794.00
130	SIDDHESWAR VIDYA PEETHA	240.00	-	240.00	-
131	Siemens Healthcare Pvt.Ltd	2,124,000.00	-	2,124,000.00	-
132	Spectrum O.T.Care Hubli	23,430.00	-	23,430.00	-
133	SPSC Engineering and Constructions Pvt Ltd	-	537,500.00	-	537,500.00



Current Assets (Schedule-7)

Sl. No	Particular	Opening Balance	Payments	Receipts	Closing Balance
134	Star Cool Refrigeration Bijapur.	28,386.00	-	28,386.00	-
135	Sumangala M Patil	-	32,027.00	16,027.00	16,000.00
136	Sun Enterprises	-	14,668.00	-	14,668.00
137	Swipe Card	470,087.19	8,367,106.91	8,711,205.34	125,988.48
138	Synergy Co	-	460,000.00	-	460,000.00
139	T.D.S. on Receipts	15,503,511.05	8,265,677.64	5,522,939.00	18,246,249.69
140	TBS India Telematic & Biomedical Service Pvt.Ltd	-	42,895.00	-	42,895.00
141	Tech4hc	-	13,880,000.00	-	13,880,000.00
142	Thayiya Bhagya Yojana	1,371,463.00	2,591,943.00	3,591,943.00	371,463.00
143	The Oriental Insurance Company Pvt Ltd	-	20,068.00	-	20,068.00
144	Toshbro Medicals Pvt.Ltd	128,800.00	-	128,800.00	-
145	Tulip Diagnostics (P) Ltd	-	33,040.00	-	33,040.00
146	Ultratech Cement Limited	-	759,800.00	670,766.00	89,034.00
147	Unique Interiors	-	1,615,969.00	1,230,391.00	385,578.00
148	V G Warad	90,390.00	112,707.00	18,210.00	184,887.00
149	V S Kundargi	-	1,000.00	-	1,000.00
150	V. KALYANAPPAGOL	9,054.00	-	9,054.00	-
151	Vajpayee Arogya Shree	840,424.00	-	840,424.00	-
152	Vallabha K	-	6,504.00	3,504.00	3,000.00
153	Vijaya D Patil (Surg)	-	2,000.00	1,000.00	1,000.00
154	Whecon Instrument Pvt.Ltd	332,896.00	56,828.00	254,112.00	135,612.00
155	Wipro GE Healthcare Pvt.Ltd	46,463.00	-	46,463.00	-
156	Yelikar.B.R.	1,000.00	-	1,000.00	-
157	Yeshasvini	182,521.00	-	182,521.00	-
158	Closing Stock	11,930,485.00	275,953.00	-	12,206,438.00
	Total	73,125,992.96	217,309,786.55	193,282,873.84	97,152,905.39



Current Assets (Schedule-7)

Sl. No	Particular	Opening Balance	Payments	Receipts	Closing Balance
Sl. No	Particular				Closing Balance
1	Cash in Hand				813,666.00
2	SBI A/c No- 30357442633				(21,615,094.57)
3	SBI A/c No- 31127818795				2,048,979.05
4	SBI A/c No- 31698785925 for Research				167,986.39
5	SBI A/c No- 32276195101				32,352,875.52
6	SBI A/c No- 32418338121 FCRA				655,016.00
7	SBI A/c No- 32903200600 for NSS Regular Activity				65,167.20
8	SBI A/c No- 32903201070 for NSS Special Activity				59,201.20
9	SBI A/c No- 34976116571				631.08
10	SBI A/c No- 37363415806				167.30
11	SBI A/c No- 39158722371				74,441.50
12	SBI A/c No- 36559738751 for Solar Escrow A/c				11,119.00
13	SBI A/c No- 32093001882				170,142
14	SBI A/c No- 37536738659				100,669
15	SBI A/c No- 37536739197				108,268
16	SBI A/c No- 37595400122				110,207
17	SBI A/c No- 37595420739				102,802
18	SBI A/c No- 37595436240				66,813
19	SBI A/c No- 37595437313				107,901
20	SBI A/c No- 37653415567				90,695
21	SBI A/c No- 32242084896 (Hostel)				-
22	SBI A/c No- 37595420172 (SRL Dept of Micro)				91,569.00
23	SBI A/c No- 37653415806 (DRDO)				162,240.00
24	SBI A/c No- 64019705415				16,114,075.24
25	SBI A/c No- 32242084705				282,112.89
26	SBI A/c No- 32242084546				338,153.46



Current Assets (Schedule-7)

Sl. No	Particular	Opening Balance	Payments	Receipts	Closing Balance
27	SBI A/c No- 32242084193				400,000.00
28	SBI A/c No- 30341180832 VCTC				3,600.44
29	SBI A/c No- 30341191005 PPTCT				484.30
30	SBI A/c No- 30795870204 B/B				1,184.00
31	SBI A/c No- 31268041838				13,396,881.57
32	SBI A/c No- 33583319381				439,326.65
B				Sub Total	46,721,277.61
				Grand Total (A+B)	143,874,183.00



**BLDE (Deemed to be University)
Loans advance & Deposits (Schedule-8)**

Sl No	Particulars	Opening Balance	Payments	Receipts	Closing Balance
1	Deposits Telephone	95,109.00	-	-	95,109.00
2	Deposit with KPTCL	3,615,018.00	900.00	-	3,615,918.00
3	Deposit House Rent	10,000.00	-	-	10,000.00
4	Deposit With Gas	82,961.00	-	-	82,961.00
5	Security Deposit for Lease Rent BLDE Association	-	72,000,000.00	-	72,000,000.00
	Total	3,803,088.00	72,000,900.00	-	75,803,988.00





BLDE (Deemed to be University)
Smt. Bangaramma Sajjan Campus, B M Patil Road (Sholapur Road) ,
Vijayapura-586103

Income & Expenditure Account for the Year Ending on 31st March 2020

Income	Schedule	Current Year 2019-20	Previous Year 2018-19
Academic Receipts	9	1,322,515,071.00	1,150,412,182.00
Income from Investments	10	29,698,746.00	16,496,762.00
Other Incomes	11	433,495,219.00	395,207,100.00
Total A		1,785,709,036.00	1,562,116,044.00
Expenditures		Current Year 2019-20	Previous Year 2018-19
Staff Payments & Benefits	12	758,939,221.00	736,072,910.00
Academic Expenditures	13	53,269,689.00	13,656,896.00
Administrative & General Expenditures	14	194,388,174.00	58,897,249.00
Transportation Expenditures	15	5,926,550.00	3,955,698.00
Repairs & Maintenance	16	24,903,550.00	58,088,245.00
Finance Costs	17	6,113,762.00	23,150,086.00
Other Expenses	18	46,149,533.00	43,301,293.00
Depreciation	19	120,916,059.00	140,007,058.00
Total B		1,210,606,538.00	1,077,129,435.00
Balance Being Surplus (Deficit) Carried to General Fund.		575,102,498.00	484,986,609.00

As per Our Report of even date Examined & Found Correct

Date:

23 DEC 2020

Place: Vijayapura

REGISTRAR

BLDE (Deemed to be University)
Vijayapura-586103, Karnataka



FOR AJAY DHARAMSHI & CO.
CHARTERED ACCOUNTANTS.

AJAY DHARAMSHI.
PROPRIETOR M.NO.203764

Page 34 of 56

UDIN: 20203764AAAAHZ6061

**BLDE (Deemed to be University)
Academic Receipts (Schedule-9)**

Sl. No	Particular	Amount
1	Application Fees	402,700.00
2	Delegates Fees.	744,500.00
3	Eligibility Fees	582,000.00
4	Ophthalmology CME Programme	19,140.00
5	CME Registration Fees	27,900.00
6	Indirect Cost Emory Project	456,645.00
7	Admission Fees (Value Added Courses)	94,500.00
8	Fees M.Sc Application	6,000.00
9	Phd Course Work/Orientation Fees	140,000.00
10	Phd Eligibility Fees	4,000.00
11	P.Hd Application Fees	122,000.00
12	Phd Final Synopsis Fees	30,000.00
13	Phd Library Fees	72,000.00
14	Phd Provisional Registration Fees	80,000.00
15	Phd Thesis Fees	371,000.00
16	Provisional Degree Certificate	7,000.00
17	Consolidated Marks Card Fees	5,600.00
18	Convocation Certificate Fees	1,217,000.00
19	Dissertation Fees	152,000.00



Sl. No	Particular	Amount
20	Duplicate Marks Card	3,500.00
21	Examination Fees	4,258,764.00
22	Marks Card Fees	748,000.00
23	Marks Card Name Correction Fees	18,500.00
24	Provisional Degree Certificate Fees	150,500.00
25	Re-Totalling Fees	156,500.00
26	Tuition Fees	1,305,691,812.00
27	Research Grant received from Emory University	5,677,785.00
28	P.hd Tuition Fees	1,275,725.00
	Total	1,322,515,071.00



(Handwritten signature)

**BLDE (Deemed to be University)
Income From Investments (Schedule-10)**

Sl. No	Particular	Amount
1	Interest on Fixed Deposits	28,833,663.00
2	Devidend on SBI Liquid Fund	865,083.00
	Total	29,698,746.00



**BLDE (Deemed to be University)
Other Incomes (Schedule-11)**

Sl. No	Particular	Amount
1	Gold Medel (Late GVS Vamshi Krishna)	10,000.00
2	Interest of Gratuity Fund	14,597,897.00
3	Migration Certificate Fees	226,000.00
4	NOC Fees	46,000.00
5	TA & DA Grant VCTC PPTC	20,000.00
6	UAGT Project	39,915.00
7	Miscellaneous Income	1,791,543.00
8	Interest on SB	572,691.00
9	Interest From KEB Deposit	192,182.00
10	Interest on TDS	367,362.00
11	General Fees	7,193,278.00
12	Hostel Fees	5,751,804.00
13	Other Fees	17,134,755.00
14	Late Fees	2,227,026.00
15	Daily Revenue	15,818.00
16	IPD Charges	218,107,546.00
17	OPD Charges	53,004,465.00
18	OPD Charges (SPL)	2,166,417.00
19	Superspeciality Consultation Fees	4,038,600.00
20	Income from Solar (3MW) Power Project	41,178,564.00
	Sub Total (A)	368,681,863.00



Other Incomes (Schedule-11)

Sl. No	Particular	Amount
21	Net Sales	145,678,111.00
22	Add: Closing Stock	12,206,438.00
	Sub Total (B)	157,884,549.00
23	Opening Stock	11,930,485.00
24	Net Purchase	81,140,708.00
	Sub Total (C)	93,071,193.00
	Income from Sale of Drugs: D=(A - B)	64,813,356.00
	Grand Total: E=(A+D)	433,495,219.00



**BLDE (Deemed to be University)
Staff Payments & Benefits (Schedule-12)**

Sl. No	Particulars	Amount
1	Employee Welfare Fund	52,000.00
2	Employees State Insurance	3,896,269.00
3	Gratuity	42,891,423.00
4	Provident Fund	20,501,871.00
5	Salary to Staff	590,236,804.00
6	Stipend to PG and Nurses	101,360,854.00
	Total	758,939,221.00




**B.L.D.E (Deemed to be University)
Academic Expenditures (Schedule-13)**

Sl. No	Particulars	Amount
1	7TH CONVOCAION	1,064,312.00
2	B.SC MIT, JANUARY - 2020	480.00
3	B.Sc MIT, July - 2019	8,791.00
4	New PG Course/ Seats Enhancement	928,260.00
5	College Contingency	192,957.00
6	College Examination	648,763.00
7	Contribution to Association of Physiologists of Ind	158,400.00
8	Education Promotion Society	500,000.00
9	Education Summit	1,180.00
10	Treatment Towards Poor Patient	512,769.00
11	Urban Health Center Expenditure	195,000.00
12	Uniform to Staff	789,060.00
13	Licence Fees	354,000.00
14	Library E Journals	12,583,098.00
15	MCI Inspection Expenditure	229,730.00
16	Meeting Expenditures	1,003,944.00
17	Prime Minister's National Relife Fund.	1,363,363.00
18	Staff Welfare Expenses	571,822.00
19	MBBS Exam, February - 2019	3,885.00
20	MBBS EXAM, JANUARY - 2020	1,298,076.00
21	MBBS Exam, July - 2019	1,182,747.00



Academic Expenditures (Schedule-13)

Sl. No	Particulars	Amount
22	MBBS Phase - I Exam, Sep - 2019	91,632.00
23	MBBS PHASE-II EXAM, MARCH - 2019	281,972.00
24	MBBS Phase - III (Part - I) Exam, February - 2020	211,924.00
25	M.Ch Urology, July - 2019	49,540.00
26	M C I Inspection Fee's	5,839,400.00
27	MOU Signing Expenditure	52,723.00
28	NSS Regular Expenses	11,670.00
29	OT Technology, January - 2020	1,100.00
30	PG Degree/Diploma Exam, April - 2019	635,379.00
31	PG Degree Exam, April - 2020	168,008.00
32	PG Degree Exam, October - 2019	202,247.00
33	P.HD ENTRANCE, JULY -2019	26,250.00
34	Phd Expenditure	4,800.00
35	P.HD Thesis Evaluation	16,400.00
36	Pre.PhD Course Work, July - 2019	2,816.00
	Total (A) Academic Expenditure	31,186,498.00
	Research Expenses	
37	Staff Salary and Benefits	2,490,561.00
38	ANH Conference Expenditure	29,225.00
39	Bank Charges	1,022.00
40	Incentives for Cohort Tracing	2,256.00
41	Incentives for Participants	106,284.00



Academic Expenditures (Schedule-13)

Sl. No	Particulars	Amount
42	Incentives for Pilot Study	17,000.00
43	Indirect Cost to University	456,645.00
44	Printing & Stationery	50,315.00
45	Repairs and Maintenance to Computer & Printers	12,250.00
46	Telephone & Wi-Fi Charges	28,122.00
47	Training Expenditure	492,267.00
48	Faculty Updation Programme	200,365.00
49	Research Expenses	12,925,553.00
50	Free Camp Expenses	167,350.00
51	Free Drugs	1,240,552.00
52	C.M.E, Workshop, Conference	2,051,850.00
53	Workshop	57,694.00
54	Cultural Activities	998,778.00
55	Guest Lecture Expenditure	13,190.00
56	Special Day Celebration	94,151.00
57	Student Activities	509,146.00
58	Open House Seminar	138,615.00
	Total (B) Research Expenditure	22,083,191.00
	Total (A+B)	53,269,689.00



**BLDE (Deemed to be University)
Administrative & General Expenditures (Schedule-14)**

Sl. No	Particulars	Amount
1	Advertisement Expenditure	4,233,059.00
2	Analysis Fees for Water and Air Samples	1,416.00
3	Audit Fees	350,180.00
4	Ayushman Bharath Scheme(Expenses)	77,538.00
5	Bank Charges	236,387.00
6	Court Allowance	9,969.00
7	Corporation Tax	92,328.00
8	Electricity & Water Supply	21,802,470.00
9	Electrification	266,431.00
10	Empanelment Expenses	44,405.00
11	Entertainment	69,673.00
12	Hospital General Consumables	18,296,071.00
13	House Keeping Services	27,386,891.00
14	Hostel Security Services	2,283,350.00
15	Inspection Expenditures	66,089.00
16	Lease Rent Paid for the Year 2019-20	84,960,000.00
17	Legal Fees & Consultancy	345,575.00
18	License Fees	50,250.00
19	Loss on Sale of Ct Scan Machine	750,000.00
20	Medical Establishment Errors and Omission Insu	283,732.00



Administrative & General Expenditures (Schedule-14)

Sl. No	Particulars	Amount
21	Solar Expenditure	1,794,892.00
22	Miscellaneous Expenditures	619,755.00
23	Municipal Tax (Water)	2,543,246.00
24	NABH Certification Fee	61,360.00
25	NABH Consultation Fees	25,000.00
26	News Paper & Magazines	82,750.00
27	Oxygen Consumable Expenses	2,634,194.00
28	Postage, Stamps & Courier Charges	89,555.00
29	Printing & Stationary	6,091,107.00
30	Professional Fees	11,147,687.00
31	Professional Tax	5,000.00
32	Registration Fees	4,665,185.00
33	Round Up	3.00
34	Sign Board	42,000.00
35	Spirit Purchase	75,520.00
36	Telephone & Modem Charges	2,905,106.00
	Total	194,388,174.00



(Signature)

**B.L.D.E (Deemed to be University)
Transportation Expenditures (Schedule-15)**

Sl. No	Particulars	Amount
1	Transportation Expenses	465,068.00
2	Travelling & D.A Expenditure	1,284,608.00
3	Vehicles Repairs & Maintenance	4,176,874.00
	Total	5,926,550.00



BLDE (Deemed to be University)
Repairs & Maintenance (Schedule-16)

Sl. No	Particulars	Amount
1	A M C / C M C for Equipments	7,426,158.00
2	Repairs and Maintenance to RO Plant	264,741.00
3	Repairs & Maintenance to Campus	2,845,591.00
4	Repairs & Maintenance to Electrification	160,481.00
5	Repairs & Maintenance to Equipments	5,230.00
6	Repairs & Maintenance to ETP	725,230.00
7	Repairs & Maintenance to Furnitures	6,200.00
8	Repairs & Maintenance to Hospital	5,899,251.00
9	Repairs & Maintenance to Incinerator	241,872.00
10	Repairs & Maintenance to Laundry	40,518.00
11	Repairs & Maintenance to Lift	873,200.00
12	Vehicle Insurance	252,834.00
13	Repairs & Maintenance Machinery	430,419.00
14	Repairs & Maintenance to Air Conditioner	406,609.00
15	Repairs & Maintenance to Generator	89,695.00
16	Repairs & Maintenance to Building	3,725,772.00
17	Repairs & Maintenance to Computers, Printers	1,509,749.00
	Total	24,903,550.00



**BLDE (Deemed to be University)
Other Expenses (Schedule-18)**

Sl. No	Particulars	Amount
	Departmental Recurring Expenditures	
1	Central Clinical Laboratory Exp	39,750.00
2	(Expenses) Department of Anatomy	89,749.00
3	(Expenses) Department of Anesthesia	175,504.00
4	(Expenses) Department of Blood Bank	1,089,005.00
5	(Expenses) Department of Central Library	982,742.00
6	(Expenses) Department of Community Medicine	20,055.00
7	(Expenses) Department of C.S.S.D	423,120.00
8	(Expenses) Department of Dental	1,604,951.00
9	(Expenses) Department of Dialysis	1,163,660.00
10	(Expenses) Department of E.N.T.	92,992.00
11	(Expenses) Department of Forensic Medicine	13,000.00
12	(Expenses) Department of I.C.C.U	1,195,881.00
13	(Expenses) Department of Medical Education	1,000.00
14	(Expenses) Department of Medicine	2,651.00
15	(Expenses) Department of Neuro Surgery	980,195.00
16	(Expenses) Department of O.B.G.Y	44,199.00
17	(Expenses) Department of Ophthalmology	753,311.00
18	(Expenses) Department of Orthopedics	4,373,866.00
19	(Expenses) Department of O.T	4,945,053.00
20	(Expenses) Department of Paediatrics	43,685.00
21	(Expenses) Department of Pharmacology	101,918.00



Other Expenses (Schedule-18)

Sl. No	Particulars	Amount
22	(Expenses) Department of Physiology	28,588.00
23	(Expenses) Department of Physiotherapy	9,789.00
24	(Expenses) Department of Psychaiiry	271,585.00
25	(Expenses) Department of Radiology	5,187,048.00
26	(Expenses) Department of Skin And S T D	98,042.00
27	(Expenses) Department of Surgery	97,031.00
28	(Expenses) Department of Urology	656,222.00
29	(Expenses) Endoscope Maintenance	23,100.00
30	(Expenses) Poison Lab	19,546.00
31	(Expenses) Department of Biochemistry	11,663,732.00
32	(Expenses) Department of Microbiology	2,635,726.00
33	(Expenses) Department of Pathalogy	7,322,837.00
	Total	46,149,533.00



BLDE (Deemed to be University) Depreciation (Schedule-19)

Sl. No	Particulars	Amount
1	Defibrillator	35,948.00
2	Department of A.L.C.	6,626.00
3	Department of Alumni Association	2,584.00
4	Department of Anatomy	819,205.00
5	Department of Anesthesiology	849,747.00
6	Department of Artist	332.00
7	Department of Bio Medical Engineering	370.00
8	Department of Biochemistry	176,440.00
9	Department of Blood Bank	380,759.00
10	Department of C S S D	331,470.00
11	Department of C.C.U	563,719.00
12	Department of Cath Lab	110,055.00
13	Department of Central Research Lab	236,707.00
14	Department of Chest and T B	76,547.00
15	Department of Community Medicine	275,500.00
16	Department of Cultural and Musical	11,985.00
17	Department of Cultural Committee	4,653.00
18	Department of Dental	75,878.00
19	Department of Dermatology	686,292.00
20	Department of Dialysis Unit	383,071.00
21	Department of E.N.T.	841,739.00
22	Department of Forensic Medicine	56,169.00
23	Department of I.C.C.U	108,380.00
24	Department of Illustration	41,459.00
25	Department of Medical Education	10,585.00



Sl. No	Particulars	Amount
26	Department of Medicine	200,060.00
27	Department of Microbiology	352,879.00
28	Department of Misoprostal	4,999.00
29	Department of N S S	2,584.00
30	Department of Neuro Surgery	338,761.00
31	Department of NICU	17,136.00
32	Department of O.B.G.Y	1,300,583.00
33	Department of Ophthalmology	2,045,982.00
34	Department of Orthopedics	724,944.00
35	Department of Paediatric Surgery	3,142.00
36	Department of Pathology	725,386.00
37	Department of Pediatrics	749,850.00
38	Department of Pharmacology	57,254.00
39	Department of Physiology	420,562.00
40	Department of Physiotherapy	56,466.00
41	Department of Psychiatry	50,057.00
42	Department of Radiology	3,585,957.00
43	Department of SICU	14,112.00
44	Department of Skills Labarotry	475.00
45	Department of Sports	4,784.00
46	Department of Surgery	651,352.00
47	Department of Urology	935,907.00
48	Skills Laboratory	245,731.00
49	Ventilators	1,046,370.00
50	Operation Theater	721,704.00
51	Casualty Equipment	177.00
52	Walki Talki	53,277.00
53	Washing Machine	226,836.00



Sl. No	Particulars	Amount
54	Waste Handling Bins	471.00
55	Water Cooler	59,441.00
56	Water Level Indicator	77,387.00
57	Water Purification System	12,571.00
58	Water Purifier	100,050.00
59	X-Ray Machine	2,530.00
60	Utensils	142,835.00
61	SIGNA EXPLORER MRI 1.5 TESLA	7,500,000.00
62	Solar Water Heaters Equipments	180,391.00
63	Somatom Scope (32Slice) CT Scanner	1,721,250.00
64	Sony Digital Camera	1,785.00
65	Submersible Pumpset	4,265.00
66	Pump Set	27,820.00
67	Pyrolator Machine	1,178.00
68	Refrigator	43,570.00
69	RO Plant	36,758.00
70	Sewage Treatment Plant	573,390.00
71	Lift	899,485.00
72	Mace & Box	15,999.00
73	Machinery	38,201.00
74	Medical Gas Pipeline Systems Project	698,111.00
75	Medical Male Ward-1	116.00
76	Mobile	191.00
77	Mortury Equipments	1,719.00
78	Over Head Projector	5,890.00
79	Oxygen Cylinders	56,459.00
80	Paper Shedder Machine	31,500.00
81	Lamination Machine	434.00



Sl. No	Particulars	Amount
82	Adult Weighing Machine	572.00
83	Air Conditioner	1,057,276.00
84	Aluminium Partitions	582,469.00
85	Amplifier	1,245.00
86	Audio-Video Display Systems	32,598.00
87	Auto Clave Machine	2,545.00
88	Bicycle	623.00
89	Binding Machine	325.00
90	Biometric	3,551.00
91	Blood Gas Analyzer	36,452.00
92	Boom Barrier Gates	12,551.00
93	Breath Analyser	6,195.00
94	Endoscope Equipment	106,036.00
95	Equipments	20,501.00
96	Fax Machine	151.00
97	Generator	14,445.00
98	Gym Equipments (Ladies Hostel)	24,220.00
99	H.P. Gas	6,685.00
100	Hi Tech RO 250 LPH Plant	18,703.00
101	Hospital Equipments (Cots) NR	5,796.00
102	Incinerator @75kg/hr	34,416.00
103	Karnataka State Aids Prevention	2,411.00
104	Books and Journals	74,289.00
105	Department of Central Library	452,839.00
106	Library Books	1,173,333.00
107	Library Journals	4,087,248.00
108	Library Partition (Bulding)	13,461.00
109	Furniture & Fixtures	8,366,338.00



Sl. No	Particulars	Amount
110	Hospital Beds	159,829.00
111	Bed & Beddings	28,747.00
112	Cots	246.00
113	Godrej Lockers	894.00
114	Sign Boards	10,109.00
115	Parking Shed	5,206.00
116	Almera	1,782.00
117	Fire Safty Systems	2,144,295.00
118	Hospital General Store	5,988.00
119	Electrical Water Heater	21,517.00
120	LED Lights	187,772.00
121	KHW Meters and Panel Boards	59,457.00
122	Cell Phone Jammer	9,204.00
123	Counting Machine	945.00
124	Cube Audio Podium	4,035.00
125	C.C Tv Camera and WI-FI	2,202,095.00
126	Computers, Printers & Software	2,185,752.00
127	OFC IP Networking for Campus	875,378.00
128	HP Laserjet Printer	4,032.00
129	Software	33,562.00
130	Tally 9 Soft Ware	5,175.00
131	Tele Radiology Software	12,507.00
132	U.P.S.Battery	238,566.00
133	RSBY Software	3,212.00
134	Education Media	361.00
135	Hard Disk	1,344.00
136	Xerox Machine	362,317.00
137	Electronic Medical Record Soft Ware	8,146.00



Sl. No	Particulars	Amount
138	Solar Project	29,172,944.00
139	Hospital Staircase Construction	422,538.00
140	Hospital Third Floor	14,679,938.00
141	Hostel Buildings	14,580,546.00
142	Building	1,835,015.00
143	Animal House Construction	536,683.00
144	Rural Health Centre	900,561.00
145	Vehicle Car Innova	91,184.00
146	Vehicle (Indigo CS)	39,647.00
147	Vehicle Ambulance KA.28 C 2027	117,027.00
148	Vehicle Ambulance KA-28-5582	4,218.00
149	Vehicle Ambulance KA-28-6927	18,666.00
150	Vehicle Bolero	32,087.00
151	Vehicle Bus	3,254.00
152	Vehicle Innova	33,586.00
153	Vehicle Jeep	4,093.00
154	Vehicle Mahindra TUV300	152,250.00
155	Vehicle OMINI Ambulance	13,240.00
156	Vehicle Parking	101,220.00
157	Vehicle Tata Star Bus	252,850.00
158	Vehicle Tata Winger Ambulance KA.28 9289	145,851.00
159	Vehicle TATA Winger Ambulance KA.28 B 4454	58,296.00
160	Vehicle Tata Winger Ambulance KA.28.B 5412	52,047.00
161	Vehicle TAVERA KA.28 N 9907	101,227.00
	Total	120,916,059.00



