

Name : B L D E (Deemed to be University) (Consolidated)

Address : Smt. Bangaramma Sajjan Campus, Dr B M Patil
Road, Vijayapura-586 103

P.A NO : AAAAB 7055 P

For the year ending on: 31st March 2019

Ajay Dharamshi & CO.

CHARTERED ACCOUNTANTS

1ST Floor, Kshirasagar Complex, Ameer Talkies Road, VIJAYAPURA-586101



BLDE (Deemed to be University)
Final Accounts for the Financial Year-2018-19
INDEX

Sl No	Particulars	Page No's
1	Auditors Report	-
2	Consolidate Balance Sheet as at 31st March, 2019	1
3	Corpus/Capital Fund- Schedule-1	2
4	General Fund- Schedule-2	3
5	Loans /Borrowings- Schedule-3	4
6	Current Liabilities & Provisions- Schedule-4	5 to 14
7	Fixed Assets- Schedule-5	15 to 21
8	Investments- Schedule-6	22
9	Current Assets- Schedule-7	23 to 29
10	Loans, Advances & Deposits- Schedule-8	30
11	Income and Expenditure account for the year ending on 31st March, 2019	31
12	Academic Receipts- Schedule-9	32
13	Income from Investments- Schedule-10	33
14	Other Incomes- Schedule-11	34 to 35
15	Staff Payments & Benefits- Schedule-12	36
16	Academic Expenditures- Schedule-13	37 to 38
17	Administrative & General Expenditures- Schedule-14	39 to 40
18	Transportation Expenditures- Schedule-15	41
19	Repairs & Maintenance- Schedule-16	42 to 43
20	Finance Costs- Schedule-17	44
21	Other Expenses- Schedule-18	45 to 46
22	Depreciation- Schedule-19	47 to 53



AUDITOR'S REPORT

1. We have audited the attached Balance Sheet of the BLDE (Deemed to be University, as on 31st March 2019, the Income & Expenditure Account for the year ending 31st March 2019 which is Registrar under Karnataka Societies Act 1960, and Declared as Deemed to be University u/s 3 of UGC Act, 1956.
2. We certify that the consolidated Balance Sheet and the consolidated Income and Expenditure Account are in agreement with the books of accounts maintained by BLDE University and its sections as listed Below in Vijayapura
 - a. BLDE (Deemed to be University).
 - b. BLDE (DU) Shri B M Patil Medical College.
 - c. BLDE (DU) Shri B M Patil Medical College Hospital & Research Centre.
 - d. BLDE (DU) Shri B M Patil Medical College Hospital Central Drug Store.
 - e. BLDE (DU) Shri B M Patil Medical College Hostel.
 - f. BLDE (DU) Controller of Examination.
 - g. BLDE (DU) Emory Research Project.
3. We report that:
 - a. We have obtained all information and explanation which, to the best of our knowledge and belief, were necessary for the purpose of the audit;
 - b. In our opinion, proper books of accounts have been kept by the BLDE (Deemed to be University), Vijayapura, so far as appears from our examination of books;
 - c. In our opinion and to the best of our, information and according to the explanation given to me/us, (subject to a separate report of even date of each section for necessary guidance and follow up) the said accounts, read with notes thereon, if any, give a true and fair view;
 - i. In the case of the consolidated Balance Sheet, of the state of affairs of the BLDE (Deemed to be University) as at 31st March 2019; and
 - ii. In the case of the consolidated Income & expenditure Account, of the surplus/deficit of the BLDE (Deemed to be University), for the year ended on that date.



17 OCT 2019



**FOR AJAY DHARAMSHI & CO.
CHARTERED ACCOUNTANTS.**

**AJAY DHARAMSHI.
PROPRIETOR M.NO.203764**

UDIN: 19203764AAAAFF3898



BLDE (Deemed to be University)

Smt. Bangaramma Sajjan Campus, B M Patil Road (Sholapur Road),
Vijayapura-586103

Consolidated Balance Sheet as at 31st March, 2019

Sources of Funds	Schedule	Current Year 2018-19	Previous Year 2017-18
Corpus/Capital Fund	1	301,303,267.00	301,303,267.00
General Fund	2	798,983,427.00	313,785,818.00
Loans /Borrowings	3	39,625,350.00	281,605,319.00
Current Liabilities & Provisions	4	203,985,856.00	257,412,969.00
Total		1,343,897,900.00	1,154,107,373.00
Application of Funds	Schedule	Current Year 2018-19	Previous Year 2017-18
Fixed Assets	5	835,686,687.00	866,056,792.00
Investments	6	119,679,529.00	218,628,923.00
Current Assets	7	384,754,146.00	65,651,530.00
Loans, Advances & Deposits	8	3,777,538.00	3,770,128.00
Total		1,343,897,900.00	1,154,107,373.00

As per Our Report of even date Examined & Found Correct

Date:

17.7 OCT 2019

Place: Vijayapura

REGISTRAR

BLDE (Deemed to be University)
Vijayapura-586103, Karnataka



FOR AJAY DHARAMSHI & CO.
CHARTERED ACCOUNTANTS.

AJAY DHARAMSHI.
PROPRIETOR, M.NO.203764

UDIN: 19203764AAAFF3898

Page 1 of 53



**BLDE (Deemed to be University)
Corpus/Capital Fund (Schedule-1)**

SL No	PARTICULARS	AMOUNT
1	Opening Balance	301,303,267.00
2	Add: Addition During the Year	-
	TOTAL	301,303,267.00



**BLDE (Deemed to be University)
General Funds (Schedule-2)**

SI No	Particulars	Opening Balance	Payments	Receipts	Closing Balance
1	Equipment Fund	1,890,341.00	-	-	1,890,341.00
2	Building Fund	7,000,000.00	-	-	7,000,000.00
3	Furniture Fund	900,000.00	-	-	900,000.00
4	General Fund	2,060,000.00	-	-	2,060,000.00
5	Special Fund	4,869,700.00	-	211,000.00	5,080,700.00
6	Balance Being Surplus /(Deficit) Carried to General Fund.	297,065,777.00	-	484,986,609.00	782,052,386.00
	Total	313,785,818.00	-	485,197,609.00	798,983,427.00



**BLDE (Deemed to be University)
Loans/Borrowings (Schedule-3)**

Sl No	Particulars	Opening Balance	Payments	Receipts	Closing Balance
1	SBI Cash Credit A/c No 31224795967	52,912,253.18	2,056,607,182.09	1,861,468,270.52	(142,226,658.00)
2	SBI Equipment Loan A/c No 34756081568	30,279,000.00	12,638,513.00	2,551,458.00	20,191,945.00
3	SBI Term Loan 3rd Floor A/c No 32895027492	70,651,000.00	26,174,468.00	6,003,331.00	50,479,863.00
4	Term Loan A/c No 36167521675	127,763,066.00	30,178,930.00	13,596,064.00	111,180,200.00
	Total	281,605,319.18	2,125,599,093.09	1,883,619,123.52	39,625,350.00




BLDE (Deemed to be University)
Current Liabilities & Provisions (Schedule-4)

Sl No	Particulars	Opening Balance	Payments	Receipts	Closing Balance
1	A.I.Hullur	-	292,054.00	360,459.00	68,405.00
2	Adishree Enterprises	-	-	3,075.00	3,075.00
3	Aditya Surgical Co.Bangalore	-	-	34,944.00	34,944.00
4	Advance Fees	811,050.00	811,050.00	-	-
5	Advance to D G Talikoti	-	-	5,770.00	5,770.00
6	Advance to Dr Anand Ambali	-	-	4,610.00	4,610.00
7	Advance to Dr Praveen Ganganhalli	-	79,358.00	79,559.00	201.00
8	Advance to Dr R N Karadi	-	18,996.00	55,513.00	36,517.00
9	Advance to Jain Irrigation Systems Ltd	127,725.00	127,725.00	-	-
10	Advance to Pioneer Technologies	135,468.00	135,468.00	-	-
11	AE E CSD-I Hescom Vijayapura	2,364,125.00	26,472,240.00	26,108,421.00	2,000,306.00
12	Agappe Diagnostics Ltd	212,400.00	854,395.00	641,995.00	-
13	Akshara Hospitality Services	1,945,758.50	24,882,549.50	25,197,761.00	2,260,970.00
14	Allengers Medical Systems Ltd	400,000.00	434,358.00	34,358.00	-
15	Alpha Biomedix	-	-	31,360.00	31,360.00
16	Alumni Association	276,000.00	450,000.00	414,000.00	240,000.00
17	Anil.G.Salunke	-	583,342.00	604,482.00	21,140.00
18	Appasamy Associates Pondicherry	11,200.00	229,227.00	225,643.00	7,616.00
19	Aradhana Enterprises Bijapur	118,047.00	1,183,074.00	1,095,581.00	30,554.00
20	Aravind Akki	-	-	1,000,000.00	1,000,000.00
21	ARS Enterprises Haveri	-	-	118,680.00	118,680.00
22	Ashok Rao	-	-	1,610.00	1,610.00
23	Avinash Medicals	-	190,689.00	219,512.00	28,823.00
24	B L Hodlur	-	84,755.00	98,465.00	13,710.00
25	B.S.Kabbin	1,325.10	-	-	1,325.00
26	B.S.N.L Patients	24,275.00	-	-	24,275.00



Current Liabilities & Provisions (Schedule-4)

Sl No	Particulars	Opening Balance	Payments	Receipts	Closing Balance
27	Balappa M Bannur	-	-	583,422.00	583,422.00
28	Balu Chavan	150,255.00	727,120.00	603,882.00	27,017.00
29	Bhagirathi Automobiles	27,993.00	27,993.00	-	-
30	Bharathi Airtel	297,000.00	1,248,289.90	951,289.90	-
31	Bijapur Scientific Traders Bijapur	149,178.00	2,123,498.00	2,094,269.00	119,949.00
32	Bijjargi Motors	9,428.00	40,872.00	31,444.00	-
33	Biomedix Optochnik & Devices Pvt. Ltd.,	6,400,000.00	6,400,000.00	-	-
34	BLDE Association Transaction	62,845,778.50	62,898,340.00	52,561.50	-
35	Offset Printers Bijapur	588,238.00	3,265,881.00	3,187,797.00	510,154.00
36	Boopathe Enterprises Chatrapatti	63,168.00	1,328,096.00	1,409,968.00	145,040.00
37	Bruton	24,640.00	24,640.00	-	-
38	BSN Medical Pvt.Ltd	-	144,749.00	185,741.00	40,992.00
39	Emory Reaserch Project	-	-	1,515,659.00	1,515,659.00
40	C.Gangappa.	27,776.00	27,776.00	-	-
41	C.M.Santwana Empanelment	6,000.00	647,500.00	641,500.00	-
42	Cauvery Office Automation	229,997.00	287,239.00	57,242.00	-
43	Centenary Celebration	5,315,000.00	-	1,225,000.00	6,540,000.00
44	Chadachan.L.R.	3,270.00	3,270.00	-	-
45	Chandrasah M Kulkarni	-	-	618,923.00	618,923.00
46	Chandrika Doddihal	1,123.00	1,123.00	-	-
47	C B F	22,075.00	-	15,070.00	37,145.00
48	Cosmos Surgicals Solapur	-	115,526.00	181,219.00	65,693.00
49	D I Mathapati	3,270.00	3,270.00	-	-
50	Dayanand G Talikoti	-	-	1,000,000.00	1,000,000.00
51	Deepa Jyothi Enterprises	-	661,933.00	777,573.00	115,640.00
52	Deloitte	398,250.00	4,941,859.00	5,083,609.00	540,000.00
53	Dispo Concept Pvt Ltd	-	117,579.00	146,454.00	28,875.00



Current Liabilities & Provisions (Schedule-4)

Sl No	Particulars	Opening Balance	Payments	Receipts	Closing Balance
54	DSS Imagetech Pvt Ltd	43,207.00	221,847.00	178,640.00	-
55	E I Techonologies Pvt Ltd	9,136,547.00	8,000,000.00	-	1,136,547.00
56	E.C.H.S Patients	77,585.00	-	-	77,585.00
57	Edutech India Private Limited	-	1,029,700.00	1,079,700.00	50,000.00
58	Elite Medical Bangalore	41,692.00	168,982.00	127,290.00	-
59	Engineering College Society	3,750.00	3,750.00	-	-
60	Environmental Health & Safty Research & Development	-	65,616.00	73,818.00	8,202.00
61	Excess Fees	267,170.00	1,560,255.00	1,594,014.00	300,929.00
62	Executive Engineer KUWS & D Board Division Bijapur	-	3,260,386.00	3,288,364.00	27,978.00
63	Fairdeal Surgical Corporation Bombay	34,517.00	179,496.00	163,552.00	18,573.00
64	G.C.Technology Bangalore	68,000.00	-	-	68,000.00
65	G.S.L.I	9,277.00	144,926.00	144,926.00	9,277.00
66	G.S.Mokashi Contractors	-	1,938,270.00	3,529,853.00	1,591,583.00
67	Galaxy Prints	-	370,784.00	472,514.00	101,730.00
68	Ganesh Engineering Works	-	19,822.00	20,164.00	342.00
69	Global Enterprises	26,536.00	107,163.00	80,627.00	-
70	Gratuity Towards Employees	40,000,000.00	40,000,000.00	92,497,193.00	92,497,193.00
71	Group Insurance	63,386.00	-	-	63,386.00
72	GST Tax Payable	-	13,000,566.00	13,894,854.00	894,288.00
73	Guddodgi Pharmaceutical Distributors	767,878.00	12,918,738.00	12,664,123.00	513,263.00
74	Guitar Training Classes	-	20,000.00	23,998.00	3,998.00
75	Hanamma.M.Hadagali	1,139,152.00	3,171,397.00	2,374,471.00	342,226.00
76	Harshita Furniture & Interiors	25,665.00	109,155.00	83,490.00	-
77	Healthline Enterprises	18,290.00	18,290.00	-	-
78	Hira Lamani	-	-	26,355.00	26,355.00
79	Hi-Tech Enterprises Bijapur	226,495.00	1,853,211.00	1,774,911.00	148,195.00
80	Home Medix (India) Pvt.Ltd	164,640.00	1,223,331.00	1,178,867.00	120,176.00



Current Liabilities & Provisions (Schedule-4)

Sl No	Particulars	Opening Balance	Payments	Receipts	Closing Balance
81	Hostel Mess Fees	12,355,293.00	28,849,195.00	33,430,231.00	16,936,329.00
82	Hermis I Ticket	11,876.00	11,876.00	-	-
83	Icon Medicare	1,800,000.00	1,800,000.00	-	-
84	Indian Academy Of Sciences	4,000.00	4,000.00	-	-
85	Infrastructure Grant From K.S.A.P.S	25,000.00	-	-	25,000.00
86	Innovative Digital Solutions Hbl	48,780.00	127,610.00	78,830.00	-
87	Inspire Fellowship S.G.Patil	257,600.00	-	-	257,600.00
88	J R Jayaprakash	-	-	238,846.00	238,846.00
89	J.M.Tharakar	2,180.00	2,180.00	-	-
90	Jeevan G Ambekar	-	-	1,000,000.00	1,000,000.00
91	Jnana Bharathi Prakashan Ltd	9,800.00	9,800.00	-	-
92	Jumbo Medical Technologies	21,840.00	561,887.00	739,326.00	199,279.00
93	K.R.Nagaraj	1,950.00	1,950.00	-	-
94	Karnataka State Aids Prevention Society	28,627.75	215,857.75	584,625.00	397,395.00
95	Katti.K.K	4,979.00	4,979.00	-	-
96	Khetaram H Jangid	-	-	514,674.00	514,674.00
97	Konark Enterprises	4,811.00	7,761.00	2,950.00	-
98	Koni Computers Bijapur	49,592.00	682,644.00	646,883.00	13,831.00
99	Koni Computers Services	27,800.00	233,885.00	231,345.00	25,260.00
100	Kothari Distributors Bangalore	-	34,720.00	78,624.00	43,904.00
101	Kulkarani Oxygen Gases Bijapur	70,548.00	1,312,994.00	1,389,360.00	146,914.00
102	L N Oswal	29,085.00	29,085.00	7,495.00	7,495.00
103	Labindia Instruments Pvt Ltd	-	475,776.00	1,847,526.00	1,371,750.00
104	Lakshdeeps Computers & Medical Systems	5,310.00	45,430.00	40,120.00	-
105	Lub Dub Medical Technologies Pvt Ltd	-	7,392.00	11,633.00	4,241.00
106	M R Manganaavar	1,483.00	21,661.00	21,710.00	1,532.00
107	M.A.Qudsi	-	116,424.00	117,600.00	1,176.00




Current Liabilities & Provisions (Schedule-4)

SI No	Particulars	Opening Balance	Payments	Receipts	Closing Balance
108	M/S Karnataka Engineering Company	42,398.00	3,339,644.00	3,301,497.00	4,251.00
109	M/S Konark Enterprises	82,880.00	1,005,088.00	995,008.00	72,800.00
110	M/S M V Talikoti	47,599.00	441,477.00	393,878.00	-
111	M/S.Medisun Medical Products	174,224.00	1,547,960.00	1,607,816.00	234,080.00
112	M/S.Pallavi Enterprises	30,912.00	94,528.00	63,616.00	-
113	Mallangouda M Patil	-	-	292,454.00	292,454.00
114	Mallangouda S Biradar	-	-	1,000,000.00	1,000,000.00
115	Mallappa S Ijjeri	-	218,250.00	254,250.00	36,000.00
116	Mallikarjun Electricals	139,919.00	283,999.00	144,080.00	-
117	Mallikarjun H Patil	-	-	1,000,000.00	1,000,000.00
118	Manman Manufacturing Co,Pvt.Ltd	29,055.00	35,132.00	6,077.00	-
119	Manpreet Kaur	-	-	968,261.00	968,261.00
120	Mantur Home Appliances	19,116.00	91,412.00	72,296.00	-
121	Maquet Medical India Pvt Ltd	-	1,624,000.00	2,842,000.00	1,218,000.00
122	Marsanalli.C.C.(H C)	2,300.00	2,300.00	-	-
123	Medisil Engineers	120,960.00	120,960.00	-	-
124	Medisoft Systems	-	1,060,000.00	1,095,280.00	35,280.00
125	MGRK Instruments Kalaburgi	-	110,000.00	120,000.00	10,000.00
126	Microquest India (P) Ltd	13,275.00	112,573.00	99,298.00	-
127	Moon Care Hospitality Services	290,206.00	411,264.00	121,058.00	-
128	Nagaraj M Avaji	874.00	6,168.00	5,754.00	460.00
129	N K Surgicare	47,499.00	325,029.00	290,130.00	12,600.00
130	Non -Teaching Staff Salary Deposits	4,000.00	-	-	4,000.00
131	NRI Hostel Mess Advance	138,000.00	138,000.00	-	-
132	NSS Regular Activities	-	-	35,000.00	35,000.00
133	Om Chemicals & Domestics Center Bijapur	20,026.00	516,850.00	514,338.00	17,514.00
134	Omprakash B Pattanshetty	-	-	991,523.00	991,523.00




Current Liabilities & Provisions (Schedule-4)

Sl No	Particulars	Opening Balance	Payments	Receipts	Closing Balance
135	Orthocare & Cure (I) Pvt.Ltd	40,889.00	387,464.00	346,575.00	-
136	Other Receivable	8,140.00	8,140.00	-	-
137	Oties Elevator Company Ltd	160,958.00	399,323.00	238,365.00	-
138	P.M.Agencies Bijapur	203,355.00	3,701,089.00	3,696,134.00	198,400.00
139	Padmavati Ply & Hardware	16,314.00	44,484.00	28,170.00	-
140	Panchaganga Distributors	-	135,411.00	157,229.00	21,818.00
141	Paras Pharmaceuticals	213,013.00	5,010,640.00	4,845,682.00	48,055.00
142	Partha Agencies	238,816.00	238,816.00	-	-
143	Patient Refund Payable	2,261,911.00	67,176,282.00	67,589,744.00	2,675,373.00
144	Patil Enterprises	-	23,851.00	52,281.00	28,430.00
145	Patil Trucks Private Ltd	90,363.00	95,679.00	5,316.00	-
146	Patni Distributors	-	37,625.00	64,325.00	26,700.00
147	Power Ware House	369,000.00	434,500.00	65,500.00	-
148	Pragati Ply & Hardware	-	11,333.00	12,602.00	1,269.00
149	Pragnya Surgicals	40,399.00	-	-	40,399.00
150	Pratiksha Agencies	5,664.00	5,664.00	-	-
151	Praxair India Pvt.Ltd	370,129.00	3,492,864.00	3,433,637.00	310,902.00
152	Prem Plywood & Glass Bijapur	8,547.00	225,365.00	272,750.00	55,932.00
153	Premkumar Chavan	-	274,457.00	307,159.00	32,702.00
154	Prerana Enterprises	9,576.00	836,810.00	915,056.00	87,822.00
155	Provisional Fees PG	41,589,000.00	229,319,000.00	190,395,000.00	2,665,000.00
156	Publisher Of Hand Book on Laboratory Animals	1,200.00	1,200.00	-	-
157	Pure Aqua Treat	3,030.00	61,630.00	58,600.00	-
158	Puroshottam B Jaju	-	-	1,000,000.00	1,000,000.00
159	R K Prathiba	-	18,000.00	36,000.00	18,000.00
160	R P Enterprises	-	-	266,385.00	266,385.00
161	R.S.Enterprises Bangalore	7,728.00	298,051.00	290,323.00	-



Current Liabilities & Provisions (Schedule-4)

Sl No	Particulars	Opening Balance	Payments	Receipts	Closing Balance
162	R.S.P.U Infra Constructions P Ltd	464,062.00	6,327,146.00	5,863,084.00	-
163	Raabe Nachschiagen	17,871.00	17,871.00	-	-
164	Rajashri Parashuram Bajentri	-	-	174,738.00	174,738.00
165	Rajendra Kumar B K	-	18,000.00	36,000.00	18,000.00
166	Ramesh Babar	-	-	709,695.00	709,695.00
167	Rapid Biopharma Pvt Ltd	-	199,741.00	222,875.00	23,134.00
168	Ravindra Kushgal	-	-	310,599.00	310,599.00
169	Registrar/ Lecturer Salary Deposit	54,745.00	-	-	54,745.00
170	Research Grant	40,000.00	90,000.00	50,000.00	-
171	RNTCP TOG 2016	-	22,310.00	126,000.00	103,690.00
172	Royalty	-	104,013.00	129,021.00	25,008.00
173	RSBY Empanelment	184,900.00	1,419,450.00	1,235,650.00	1,100.00
174	S D Padatara	-	76,750.00	99,250.00	22,500.00
175	S R Hugar	4,009.00	56,862.00	57,341.00	4,488.00
176	Sagar Auto Electricals	-	-	11,000.00	11,000.00
177	Sai Enterprises Bijapur	43,071.00	227,015.00	246,681.00	62,737.00
178	Sai Ganesh Enterprises	4,520.00	14,300.00	9,780.00	-
179	Salaries Payable	-	493,639,332.00	493,762,880.00	123,548.00
180	Salary Recredited	2,170,876.00	2,556,931.00	2,899,825.00	2,513,770.00
181	Sanjeev R K	1,090.00	1,090.00	-	-
182	SARS	211,000.00	204,000.00	170,000.00	177,000.00
183	Satish Gugadaddi	-	-	16,000.00	16,000.00
184	Scholarship	213,390.00	2,132,030.00	2,487,420.00	568,780.00
185	Secure Flaire Systems	19,522,898.00	12,051,846.00	-	7,471,052.00
186	Security Deposits On Contract Works	2,649,999.00	1,104,538.00	1,045,401.00	2,590,862.00
187	Sharada Surgicals & Pharma	-	-	47,463.00	47,463.00
188	Shashikiran Shetty Advoca	210,000.00	210,000.00	-	-



Current Liabilities & Provisions (Schedule-4)

Sl No	Particulars	Opening Balance	Payments	Receipts	Closing Balance
216	Star Cool Refrigeration	-	14,750.00	18,100.00	3,350.00
217	Star Cool Refrigeration Service	28,690.00	699,747.00	701,318.00	30,261.00
218	Status Medi Markaeting Satara	-	13,482.00	47,754.00	34,272.00
219	Subhash R Hibare	-	-	152,623.00	152,623.00
220	Sulabha Deshpande	10,000.00	10,000.00	-	-
221	Sunil Pharma	33,918.00	453,058.00	473,488.00	54,348.00
222	Suprabhat Pharmaceuticals	306,617.00	4,499,144.00	4,274,294.00	81,767.00
223	Suraj Hi - Tech Pvt.Ltd Chennai	-	2,596.00	5,096.00	2,500.00
224	Suraj Pharma	-	153,257.00	181,491.00	28,234.00
225	Suram Enterprises	34,327.00	480,617.00	446,290.00	-
226	Suresh P Guggarigoudar	-	-	687,346.00	687,346.00
227	Surgico Medical Systems Hubli	-	140,000.00	199,635.00	59,635.00
228	Surgicon Enterprises Dharwad	33,688.00	307,624.00	365,834.00	91,898.00
229	Surgitronic Bangalore	109,061.00	1,430,661.00	1,321,600.00	-
230	Daily Revenue	-	-	175,643.00	175,643.00
231	Empanelments	165,550.00	26,680,362.00	29,810,618.00	3,295,806.00
232	Fees Receivable	2,430,258.52	1,042,484,808.50	1,046,176,851.40	6,122,301.00
233	Swetha Agencies	271,712.00	6,598,974.00	6,675,119.00	347,857.00
234	SWF & TWF	2,460.00	2,460.00	-	-
235	TDS On Salary	3,724,144.00	45,305,817.00	41,581,673.00	-
236	TDS On Services	508,929.00	4,394,020.00	4,101,479.00	216,388.00
237	Technica Universe	-	558,789.00	563,863.00	5,074.00
238	Technomed Electronics	36,000.00	38,464.00	2,464.00	-
239	Techser Power Solution Pvt Ltd	-	4,229,412.00	4,618,231.00	388,819.00
240	Tejas Traders Belgaum	247,808.00	1,244,080.00	996,272.00	-
241	Telephone Bills Payable	2,860.00	39,138.00	36,278.00	-
242	Telsang Electricals	-	-	2,050.00	2,050.00



Current Liabilities & Provisions (Schedule-4)

Sl No	Particulars	Opening Balance	Payments	Receipts	Closing Balance
243	Texol Incinerator Inc	46,020.00	131,983.00	85,963.00	-
244	Transasia Bio Medicals Ltd Bombay	463,388.00	3,350,131.00	3,082,116.00	195,373.00
245	Treasurer, Karnataka Chapter of Anatomists	6,500.00	6,500.00	-	-
246	UBM Medica India Pvt. Ltd.,	2,040.00	2,040.00	-	-
247	UHS Private Limited	-	2,150,961.00	2,591,486.00	440,525.00
248	Unison Bio-Med Pvt.Ltd Bangalore	46,679.00	85,459.00	38,780.00	-
249	Uni-Tech Dental Lab	126,800.00	933,550.00	985,300.00	178,550.00
250	Universal Bio Tech	144,886.00	3,582,246.00	3,437,360.00	-
251	Vaibhav Drugs Distributors	269,638.00	4,468,539.00	4,291,741.00	92,840.00
252	Vajpayee Arogya Shree Empanelment	128,135.00	2,421,314.00	2,384,074.00	90,895.00
253	Varada Technologies Dharwad	813,834.00	1,145,946.00	371,760.00	39,648.00
254	VAT	769,634.00	769,634.00	-	-
255	Vijay Tyres Pvt Ltd	2,800.00	15,200.00	12,400.00	-
256	Vijaya Soragavi	30,000.00	30,000.00	-	-
257	Whecon Instruments Pvt. Ltd.,	611,852.00	611,852.00	-	-
258	Workers Welfare Fund	408,368.00	-	145,989.00	554,357.00
259	Yaseen Enterprises	-	1,908,032.00	2,178,624.00	270,592.00
260	Yeshasvi Surgicals Hubli	135,237.00	434,744.26	299,507.26	-
261	Yeshasvini Empanelment	448,349.00	2,346,456.00	2,042,507.00	144,400.00
262	Yeshasvini Patients Payable	124,183.00	239,439.00	205,736.00	90,480.00
263	Yoga Care Trail	46,015.00	271,408.00	276,561.00	51,168.00
264	Hostel Deposits UG & PG	10,388,960.00	2,183,500.00	3,221,500.00	11,426,960.00
265	Caution Money UG & PG	5,657,250.00	876,000.00	1,338,000.00	6,119,250.00
	Grand Total	257,412,969.37	2,346,320,354.91	2,292,893,242.06	203,985,856.00




**BLDE (Deemed to be University)
Fixed Assets (Schedule-5)**

Sl. No	Particular	%	Opening Balance	Additions	Total	Deletions/Transferred	Depreciation	Closing Balance
A	Department Equipments							
1	Department of A.L.C.	15	51,966.00	-	51,966.00		7,795.00	44,171.00
2	Department of Alumni Association	15	20,263.00	-	20,263.00	-	3,039.00	17,224.00
3	Department of Anatomy	15	6,421,017.00	3,500.00	6,424,517.00	-	963,153.00	5,461,364.00
4	Department of Anesthesiology	15	6,532,915.00	112,000.00	6,644,915.00	-	979,937.00	5,664,978.00
5	Department of Artist	15	2,604.00	-	2,604.00	-	391.00	2,213.00
6	Department of Bio Medical Engineering	15	2,901.00	-	2,901.00	-	435.00	2,466.00
7	Department of Biochemistry	15	1,267,961.00	98,500.00	1,366,461.00	-	190,194.00	1,176,267.00
8	Department of Blood Bank	15	2,986,347.00	-	2,986,347.00	-	447,952.00	2,538,395.00
9	Department of C S S D	15	2,463,718.00	115,640.00	2,579,358.00	-	369,558.00	2,209,800.00
10	Department of C.C.U	15	600,106.00	3,248,037.00	3,848,143.00	-	90,016.00	3,758,127.00
11	Department of Cath Lab	15	863,180.00	-	863,180.00	-	129,477.00	733,703.00
12	Department of Central Library	15	2,281,445.00	1,079,700.00	3,361,145.00	-	342,217.00	3,018,928.00
13	Department of Central Research Lab	15	1,856,526.00	-	1,856,526.00	-	278,479.00	1,578,047.00
14	Department of Chest and T B	15	824,837.00	-	824,837.00	190,800.00	123,726.00	510,311.00
15	Department of Community Medicine	15	2,061,278.00	84,581.00	2,145,859.00	-	309,192.00	1,836,667.00
16	Department of Cultural and Musical	15	94,001.00	-	94,001.00	-	14,100.00	79,901.00
17	Department of Cultural Committee	15	36,494.00	-	36,494.00	-	5,474.00	31,020.00
18	Department of Dental	15	331,492.00	224,082.00	555,574.00	-	49,724.00	505,850.00
19	Department of Dermatology	15	5,382,685.00	-	5,382,685.00	-	807,403.00	4,575,282.00
20	Department of Dialysis Unit	15	1,607,770.00	1,187,200.00	2,794,970.00	-	241,166.00	2,553,804.00
21	Department of E.N.T.	15	5,814,080.00	759,852.00	6,573,932.00	90,224.00	872,112.00	5,611,596.00
22	Department of Forensic Medicine		440,541.00		440,541.00	-	66,081.00	374,460.00




Fixed Assets (Schedule-5)

Sl. No	Particular	%	Opening Balance	Additions	Total	Deletions/Transferred	Depreciation	Closing Balance
23	Department of I.C.C.U	15	850,041.00	-	850,041.00	-	127,506.00	722,535.00
24	Department of Illustration	15	325,165.00	-	325,165.00	-	48,775.00	276,390.00
25	Department of Medical Education	15	83,019.00	-	83,019.00	-	12,453.00	70,566.00
26	Department of Medicine	15	1,569,095.00	-	1,569,095.00	-	235,364.00	1,333,731.00
27	Department of Microbiology	15	2,707,807.00	50,893.00	2,758,700.00	-	406,171.00	2,352,529.00
28	Department of Misoprostal	15	39,205.00	-	39,205.00	-	5,881.00	33,324.00
29	Department of N S S	15	20,263.00	-	20,263.00	-	3,039.00	17,224.00
30	Department of Neuro Surgery	15	-	2,258,409.00	2,258,409.00	-	-	2,258,409.00
31	Department of NICU	15	-	114,240.00	114,240.00	-	-	114,240.00
32	Department of O.B.G.Y	15	10,200,650.00	-	10,200,650.00	-	1,530,098.00	8,670,552.00
33	Department of Ophthalmology	15	16,021,038.00	22,000.00	16,043,038.00	-	2,403,156.00	13,639,882.00
34	Department of Orthopedics	15	5,685,839.00	-	5,685,839.00	-	852,876.00	4,832,963.00
35	Department of Paediatric Surgery	15	24,640.00	-	24,640.00	-	3,696.00	20,944.00
36	Department of Pathology	15	3,537,540.40	1,829,000.00	5,366,540.40	-	530,631.00	4,835,909.00
37	Department of Pediatrics	15	4,481,179.00	1,190,000.00	5,671,179.00	-	672,177.00	4,999,002.00
38	Department of Pharmacology	15	404,815.50	37,600.00	442,415.50	-	60,722.00	381,694.00
39	Department of Physiology	15	3,298,522.00	-	3,298,522.00	-	494,778.00	2,803,744.00
40	Department of Physiotherapy	15	442,873.00	-	442,873.00	-	66,431.00	376,442.00
41	Department of Psychiatry	15	392,602.00	-	392,602.00	-	58,890.00	333,712.00
42	Department of Radiology	15	28,125,158.00	-	28,125,158.00	-	4,218,774.00	23,906,384.00
43	Department of SICU	15	-	94,080.00	94,080.00	-	-	94,080.00
44	Department of Skills Labarotry	15	3,723.00	-	3,723.00	-	558.00	3,165.00
45	Department of Sports	15	37,524.00	-	37,524.00	-	5,629.00	31,895.00
46	Department of Surgery	15	4,644,333.00	111,274.00	4,755,607.00	-	696,650.00	4,058,957.00
47	Department of Surgical I.C.U	15	333,398.00	-	333,398.00	-	50,010.00	283,388.00
48	Department of Urology	15	7,209,381.00	111,409.00	7,320,790.00	-	1,081,407.00	6,239,383.00
49	MRI Machine (NR)	15	7,941,363.00	249,841.00	8,191,204.00	7,000,000.00	1,191,204.00	-
50	Signa Explorer MRI 1.5 Tesla	15	-	50,000,000.00	50,000,000.00	-	-	50,000,000.00



Fixed Assets (Schedule-5)

Sl. No	Particular	%	Opening Balance	Additions	Total	Deletions/Transferred	Depreciation	Closing Balance
51	Skills Laboratory	15	2,890,957.00	-	2,890,957.00	-	433,644.00	2,457,313.00
52	Somatom Scope (32Slice) CT Scanner	15	13,500,000.00	-	13,500,000.00	-	2,025,000.00	11,475,000.00
53	X-Ray Machine	15	19,842.00	-	19,842.00	-	2,976.00	16,866.00
54	Adult Weighing Machine	15	4,484.00	-	4,484.00	-	673.00	3,811.00
55	Air Conditioner Machine	15	7,721,900.00	484,889.00	8,206,789.00	-	1,158,285.00	7,048,504.00
56	Amplifier	15	9,767.00	-	9,767.00	-	1,465.00	8,302.00
57	Auto Clave Machine	15	19,962.00	-	19,962.00	-	2,994.00	16,968.00
58	Binding Machine	15	2,548.00	-	2,548.00	-	382.00	2,166.00
59	Biometric	15	27,848.00	-	27,848.00	-	4,177.00	23,671.00
60	Blood Gas Analyzer	15	285,898.00	-	285,898.00	-	42,885.00	243,013.00
61	Breath Analyser	15	-	41,300.00	41,300.00	-	-	41,300.00
62	Casualty Equipment	15	1,388.00	-	1,388.00	-	208.00	1,180.00
63	Counting Machine	15	7,412.00	-	7,412.00	-	1,112.00	6,300.00
64	Defibrillator	15	281,947.00	-	281,947.00	-	42,292.00	239,655.00
65	Electrical Water Heater	15	140,527.00	24,000.00	164,527.00	-	21,079.00	143,448.00
66	Endoscope Equipment	15	831,654.00	-	831,654.00	-	124,748.00	706,906.00
67	Equipments	15	160,788.00	-	160,788.00	-	24,118.00	136,670.00
68	Fax Machine	15	1,181.00	-	1,181.00	-	177.00	1,004.00
69	Generator	15	113,292.15	-	113,292.15	-	16,994.00	96,298.00
70	Gym Equipments (Ladies Hostel)	15	189,958.00	-	189,958.00	-	28,494.00	161,464.00
71	H.P.Gas	15	52,433.00	-	52,433.00	-	7,865.00	44,568.00
72	Hi Tech RO 250 LPH Plant	15	146,689.00	-	146,689.00	-	22,003.00	124,686.00
73	Hospital Equipments (Cots)	15	45,456.00	-	45,456.00	-	6,818.00	38,638.00
74	Incinerator @75kg/hr	15	269,929.00	-	269,929.00	-	40,489.00	229,440.00
75	Karnataka State Aids Prevention	15	18,907.00	-	18,907.00	-	2,836.00	16,071.00
76	Lamination Machine	15	3,400.00	-	3,400.00	-	510.00	2,890.00
77	Lift A/C	15	4,059,227.00	2,546,225.00	6,605,452.00	-	608,884.00	5,996,568.00
78	Machinery	15	299,609.00	-	299,609.00	-	44,941.00	254,668.00
79	Medical Gas Pipeline System Project	15	5,475,376.00	-	5,475,376.00	-	821,306.00	4,654,070.00



Fixed Assets (Schedule-5)

Sl. No	Particular	%	Opening Balance	Additions	Total	Deletions/Transferred	Depreciation	Closing Balance
80	Medical Male Ward-1	15	907.00	-	907.00	-	136.00	771.00
81	Mortuary Equipments	15	13,486.00	-	13,486.00	-	2,023.00	11,463.00
82	Operation Theater	15	4,946,444.00	606,880.00	5,553,324.00	-	741,967.00	4,811,357.00
83	Oxygen Cylinders	15	194,721.00	210,880.00	405,601.00	-	29,208.00	376,393.00
84	Paper Shedder Machine	15	-	210,000.00	210,000.00	-	-	210,000.00
85	Pump Set	15	137,896.10	68,255.00	206,151.10	-	20,684.00	185,467.00
86	Pyrolator Machine	15	9,240.00	-	9,240.00	-	1,386.00	7,854.00
87	Refrigerator	15	16,979.00	276,034.00	293,013.00	-	2,547.00	290,466.00
88	RO Plant	15	288,300.00	-	288,300.00	-	43,245.00	245,055.00
89	Solar Water Heaters Equipments	15	1,314,086.95	85,630.00	1,399,716.95	-	197,113.00	1,202,604.00
90	Sony Digital Camera	15	14,000.00	-	14,000.00	-	2,100.00	11,900.00
91	Submersible Pumpset	15	-	28,430.00	28,430.00	-	-	28,430.00
92	Ventilators	15	8,206,827.00	-	8,206,827.00	-	1,231,024.00	6,975,803.00
93	Washing Machine	15	1,749,696.00	25,000.00	1,774,696.00	-	262,454.00	1,512,242.00
94	Water Cooler	15	21,494.00	378,000.00	399,494.00	-	3,224.00	396,270.00
95	Water Level Indicator	15	193,526.00	351,415.00	544,941.00	-	29,029.00	515,912.00
96	Water Purification System	15	9,205.00	75,980.00	85,185.00	-	1,381.00	83,804.00
97	Water Purifier	15	784,702.00	-	784,702.00	-	117,705.00	666,997.00
98	Xerox Machine	15	1,065,637.00	-	1,065,637.00	-	159,846.00	905,791.00
99	Sewage Treatment Plant	15	4,497,178.00	-	4,497,178.00	-	674,577.00	3,822,601.00
	Total A		200,370,005.10	68,394,756.00	268,764,761.10	7,281,024.00	30,055,501.00	231,428,236.00
B	Library Books and Journals							
1	Books and Journals	15	732,889.00	119,936.00	852,825.00	-	109,933.00	742,892.00
2	Legal & Official Books	15	6,763.00	-	6,763.00	-	1,014.00	5,749.00
3	Library Books	15	11,405,051.00	2,033,285.00	13,438,336.00	-	1,710,758.00	11,727,578.00
4	Library Journals	15	33,211,224.80	12,681,328.00	45,892,552.80	38,384.00	4,981,684.00	40,872,485.00
	Total B		45,355,927.80	14,834,549.00	60,190,476.80	38,384.00	6,803,389.00	53,348,704.00
C	Furniture & Fixtures							
1	Almiera	10	19,800.00	-	19,800.00	-	1,980.00	17,820.00
2	Beds & Beddings	10	44,410.00	500.00	291,910.00	-	4,441.00	287,469.00
3	Cots (Hospital)	10	2,731.00	-	2,731.00	-	273.00	2,458.00



Fixed Assets (Schedule-5)

Sl. No	Particular	%	Opening Balance	Additions	Total	Deletions/Transferred	Depreciation	Closing Balance
4	Furniture & Fixtures	10	90,888,468.30	1,863,744.36	92,752,212.66	-	9,088,847.00	83,663,366.00
5	Hospital Beds (NR)	10	1,687,372.00	79,650.00	1,767,022.00	-	168,737.00	1,598,285.00
6	Library Partition (Building)	10	149,566.00	-	149,566.00	-	14,957.00	134,609.00
7	Parking Shed	10	57,844.95	-	57,844.95	-	5,784.00	52,061.00
8	Vehicle Parking	10	559,207.00	508,912.00	1,068,119.00	-	55,921.00	1,012,198.00
9	Sign Boards	10	112,317.00	-	112,317.00	-	11,232.00	101,085.00
10	Fire Safety Systems	10	23,825,496.00	-	23,825,496.00	-	2,382,550.00	21,442,946.00
11	Hospital General Store (Dead Stock)	10	66,532.00	-	66,532.00	-	6,653.00	59,879.00
	Total C		117,413,744.25	2,699,806.36	120,113,550.61	-	11,741,375.00	108,372,176.00
D	Electrical Appliances and Other							
1	Aluminium Partitions	15	4,568,385.00	-	4,568,385.00	-	685,258.00	3,883,127.00
2	Boom Barrier Gates	15	98,442.00	-	98,442.00	-	14,766.00	83,676.00
3	Cube Audio Podium	15	31,643.00	-	31,643.00	-	4,746.00	26,897.00
4	Godrej Lockers	15	10,522.00	-	10,522.00	-	1,578.00	8,944.00
5	KHW Meters and Panel Boards	15	234,859.00	196,753.00	431,612.00	-	35,229.00	396,383.00
6	Mace & Box	15	125,479.00	-	125,479.00	-	18,822.00	106,657.00
7	Utensils	15	538,318.95	494,662.00	1,032,980.95	-	80,748.00	952,233.00
8	Waste Handling Bins	15	3,756.00	-	3,756.00	-	563.00	3,193.00
9	LED Lights	15	1,472,722.00	-	1,472,722.00	-	220,908.00	1,251,814.00
10	Audio-Video Display Systems	15	255,673.00	-	255,673.00	-	38,351.00	217,322.00
11	CCTV Camera	15	2,017,257.00	108,895.00	2,126,152.00	-	302,589.00	1,823,563.00
12	Cell Phone Jammer	15	-	61,360.00	61,360.00	-	-	61,360.00
13	Education Media	15	2,833.00	-	2,833.00	-	425.00	2,408.00
14	Mobile	15	1,500.00	-	1,500.00	-	225.00	1,275.00
15	Over Head Projector	15	46,198.00	-	46,198.00	-	6,930.00	39,268.00
16	UPS Battery	15	366,388.00	284,983.00	651,371.00	-	54,958.00	596,413.00
17	Walki Talki	15	-	355,180.00	355,180.00	-	-	355,180.00
	Total D		9,773,975.95	1,501,833.00	11,275,808.95	-	1,466,096.00	9,809,713.00



Fixed Assets (Schedule-5)

Sl. No	Particular	%	Opening Balance	Additions	Total	Deletions/Transferred	Depreciation	Closing Balance
E Computers, Printers & Software								
1	Electronic Medical Record Software	40	33,943.00	-	33,943.00	-	13,577.00	20,366.00
2	Hospital HMS Software	40	289,986.00	-	289,986.00	-	115,994.00	173,992.00
3	Hospital Maintenance Software	40	234,585.00	6,667.00	241,252.00	-	93,834.00	147,418.00
4	RSBY Software	40	13,383.00	-	13,383.00	-	5,353.00	8,030.00
5	Software (Store)	40	13,977.00	-	13,977.00	-	5,591.00	8,386.00
6	Tally 9 Soft Ware	40	21,561.00	-	21,561.00	-	8,624.00	12,937.00
7	Tele Radiology Software	40	52,114.00	-	52,114.00	-	20,846.00	31,268.00
8	WI-FI	40	2,051,633.00	2,450,695.00	4,502,328.00	-	820,653.00	3,681,675.00
9	Hard Disk	40	5,599.00	-	5,599.00	-	2,240.00	3,359.00
10	Computers & Printers	40	6,182,565.00	1,433,261.00	7,615,826.00	-	2,473,022.00	5,142,804.00
11	HP Laserjet Printer	40	16,800.00	-	16,800.00	-	6,720.00	10,080.00
12	OFC IP Networking for Campus	40	3,647,408.00	-	3,647,408.00	-	1,458,963.00	2,188,445.00
13	Software	40	-	75,520.00	75,520.00	-	-	75,520.00
TOTAL E			12,563,554.00	3,966,143.00	16,529,697.00	-	5,025,417.00	11,504,280.00
F Construction of Buildings and Infrastructure								
1	Animal House Construction	10	4,997,876.00	868,742.00	5,866,618.00	-	499,788.00	5,366,830.00
2	Building	10	20,389,051.00	-	20,389,051.00	-	2,038,905.00	18,350,146.00
3	Construction of Physiology Department	10	-	60,180.00	60,180.00	-	-	60,180.00
4	Construction of Skills Lab and Research Lab	10	-	6,929,429.00	6,929,429.00	580.00	-	6,928,849.00
5	Extension of Existing Hospital	10	-	4,223,311.00	4,223,311.00	-	-	4,223,311.00
6	Hospital Staircase Construction	10	4,694,867.00	-	4,694,867.00	-	469,487.00	4,225,380.00
7	Hospital Third Floor	10	163,018,848.93	85,794.00	163,104,642.93	3,382.00	16,301,885.00	146,799,376.00
8	Hostel Building	10	84,912,132.00	347,346.00	85,259,478.00	-	8,491,213.00	76,768,265.00
9	Hostel Third Floor	10	63,538,378.00	1,000,546.00	75,443,924.00	52,895.00	6,353,838.00	69,037,191.00
10	Rural Health Centre	10	10,006,228.00	-	10,006,228.00	-	1,000,623.00	9,005,605.00



Fixed Assets (Schedule-5)

Sl. No	Particular	%	Opening Balance	Additions	Total	Deletions/Transferred	Depreciation	Closing Balance
11	Swimming Pool Renovation	10	-	58,450.00	58,450.00	-	-	58,450.00
	TOTAL F		351,557,380.93	24,478,798.00	376,036,178.93	56,857.00	35,155,739.00	340,823,583.00
G	Vehicles							
1	Bicycle	15	-	4,150.00	4,150.00	-	-	4,150.00
2	Vehicle Car Innova	15	715,170.00	-	715,170.00	-	107,276.00	607,894.00
3	Vehicle (Indigo CS)	15	310,955.00	-	310,955.00	-	46,643.00	264,312.00
4	Vehicle Ambulance KA.28 C 2027	15	917,861.00	-	917,861.00	-	137,679.00	780,182.00
5	Vehicle Ambulance KA-28-5382	15	33,083.00	-	33,083.00	-	4,962.00	28,121.00
6	Vehicle Ambulance KA-28-6927	15	146,400.00	-	146,400.00	-	21,960.00	124,440.00
7	Vehicle Bolero	15	251,659.00	-	251,659.00	-	37,749.00	213,910.00
8	Vehicle Bus	15	25,524.00	-	25,524.00	-	3,829.00	21,695.00
9	Vehicle Innova	15	263,420.00	-	263,420.00	-	39,513.00	223,907.00
10	Vehicle Jeep	15	32,099.00	-	32,099.00	-	4,815.00	27,284.00
11	Vehicle Mahindra TUV300	15	-	1,015,000.00	1,015,000.00	-	-	1,015,000.00
12	Vehicle OMINI Ambulance	15	103,846.00	-	103,846.00	-	15,577.00	88,269.00
13	Vehicle Tata Star Bus	15	1,983,136.00	-	1,983,136.00	-	297,470.00	1,685,666.00
14	Vehicle Tata Winger Ambulance KA.28 9289	15	1,143,931.00	-	1,143,931.00	-	171,590.00	972,341.00
15	Vehicle TATA Winger Ambulance KA.28 B 4454	15	457,223.00	-	457,223.00	-	68,583.00	388,640.00
16	Vehicle Tata Winger Ambulance KA.28.B 5412	15	408,209.00	-	408,209.00	-	61,231.00	346,978.00
17	Vehicle TA VERA KA.28 N 9907	15	793,937.00	-	793,937.00	-	119,091.00	674,846.00
	TOTAL G		7,586,453.00	1,019,150.00	8,605,603.00	-	1,137,968.00	7,467,635.00
H	Solar Project							
1	Solar Project	40	121,553,933.25	-	121,553,933.25	-	48,621,573.00	72,932,360.00
	TOTAL H		121,553,933.25	-	121,553,933.25	-	48,621,573.00	72,932,360.00
	GRAND TOTAL(A+B+C+D+F+G)		866,174,974.28	116,895,035.36	983,070,009.64	7,376,265.00	140,007,058.00	835,686,687.00

Note: Depreciation Provision Made on Opening Balance



**BLDE (Deemed to be University)
Investments (Schedule-6)**

Sl. No	Particulars	Amount
1	Fixed Deposit SBI 31656094404	789,205.00
2	Fixed Deposit SBI 31682902285	789,372.00
3	Fixed Deposit SBI 32269805344	50,000,000.00
4	Fixed Deposit SBI 33001684564	1,139,854.00
5	Fixed Deposit SBI 33622402778	1,000,000.00
6	Fixed Deposit SBI 33710851304	600,000.00
7	Fixed Deposit SBI 33710854032	200,000.00
8	Fixed Deposit SBI 33736227557	101,000.00
9	Fixed Deposit SBI 33736230412	101,000.00
10	Fixed Deposit SBI 33736232421	101,000.00
11	Fixed Deposit SBI 33736239062	101,000.00
12	Fixed Deposit SBI 33924967258	1,325,000.00
13	Fixed Deposit SBI 34881821704	29,098.00
14	Fixed Deposit SBI 34990165847	101,000.00
15	Fixed Deposit SBI 34990168666	101,000.00
16	Fixed Deposit SBI 35102586635	200,000.00
17	Fixed Deposit SBI 35264180005	101,000.00
18	Fixed Deposit SBI 36139182124	200,000.00
19	Fixed Deposit SBI 36793196242	2,600,000.00
20	Fixed Deposit SBI 37625002574	60,000,000.00
21	Fixed Deposit SBI 38222153578	100,000.00
	Total	119,679,529.00



BLDE (Deemed to be University)
Current Assets (Schedule-7)

Sl. No	Particular	Opening Balance	Payments	Receipts	Closing Balance
1	ABY/KPHWT	244,613.00	1,110,531.00	846,815.00	508,329.00
2	ACME (India) Marketing Services Ltd	200,000.00	-	200,000.00	-
3	Advance	94,517.20	438,749.00	511,116.20	22,150.00
4	Advance to Aithal Manjunath	1,000.00	19,530.00	20,530.00	-
5	Advance to Akram Naikwadi	13,500.00	61,000.00	38,000.00	36,500.00
6	Advance to Amol Chapalakar	300,000.00	-	300,000.00	-
7	Advance to B S Kattimani	5,253.00	-	5,253.00	-
8	Advance to B S Narasanagi	5,000.00	-	5,000.00	-
9	Advance to Bannur.B.M.	1,000.00	21,000.00	21,000.00	1,000.00
10	Advance to Barikai.P.M.	7,155.50	-	7,155.50	-
11	Advance to Devaranavadi.B.B.	16,000.00	18,000.00	33,000.00	1,000.00
12	Advance to Dr Bulagouda	2,227.00	32,000.00	34,227.00	-
13	Advance to Dr Kusal K Das	11,443.00	1,124,180.00	1,135,623.00	-
14	Advance to Dr Satish G Patil	7,000.00	-	7,000.00	-
15	Advance to Dr Shailaja Patil	5,764.00	82,032.00	86,796.00	1,000.00
16	Advance to Dr Vidya A Patil	21,800.00	82,680.00	104,480.00	-
17	Advance to DR.Bharati.R.Doni.	200,000.00	-	-	200,000.00
18	Advance to DURO Elevator	-	1,734,600.00	854,910.00	879,690.00
19	Advance to Excel Consulting Services	10,000.00	-	10,000.00	-
20	Advance to Gannur.D.G. (Fore-Med)	6,641.00	17,155.00	22,796.00	1,000.00
21	Advance to H T Lathadevi	25,000.00	-	25,000.00	-
22	Advance to Hiremath.S.S.(Library)	1,001.00	-	1,001.00	-
23	Advance to Johnson Lifts Pvt. Ltd.,	50,000.00	1,164,910.00	1,214,910.00	-
24	Advance to M/s Niral Fab Engineering Systems,	-	3,466,240.00	-	3,466,240.00
25	Advance to Maljoudar.M.B.	2,013.00	10,000.00	9,982.00	2,031.00
26	Advance to Meril Diagnostics Pvt. Ltd.,	6,136.00	-	6,136.00	-



Current Assets (Schedule-7)

Sl. No	Particular	Opening Balance	Payments	Receipts	Closing Balance
27	Advance to N.B.Biradar for Sports Meet	24,440.00	256,486.00	280,926.00	-
28	Advance to Naragund.S.H.	2,500.00	-	2,500.00	-
29	Advance to Orchid Scientific Innovatives I P L Ltd	164,362.00	-	164,362.00	-
30	Advance to P C Matapathi	43,836.00	50,000.00	43,836.00	50,000.00
31	Advance to P.B.Jaju	2,000.00	1,000.00	3,000.00	-
32	Advance to Patil.S.V.(Ped -Dept)	1,000.00	9,000.00	9,000.00	1,000.00
33	Advance to Pattanashetty.O.B.	3,000.00	1,000.00	4,000.00	-
34	Advance to Peoplelink Corporate Solutions Ltd	349,794.00	-	349,794.00	-
35	Advance to Registrar	30,000.00	201,171.00	231,171.00	-
36	Advance to Registrar Section for Daily Expenses	41,845.00	266,744.00	308,589.00	-
37	Advance to Research	8,451,977.00	1,022,820.00	388,789.00	9,086,008.00
38	Advance to Roopa Shahapur	2,500.00	22,565.00	25,065.00	-
39	Advance to RVM Tech	21,000.00	4,900.00	25,900.00	-
40	Advance to S.V.Patil for Pediatric C.M.E	5,000.00	-	5,000.00	-
41	Advance to Shravan Kumar	50,000.00	35,794.00	85,794.00	-
42	Advance to Shri S.D.Patil	57,675.00	-	-	57,675.00
43	Advance to Shulabha Deshapande	2,636.00	-	2,636.00	-
44	Advance to Spic Macay (Dr Uday C Nuchhi)	126,100.00	552,991.00	679,091.00	-
45	Advance to Tejaswini Vallabha	20,271.00	9,692.00	29,963.00	-
46	Advance to UGC Expenditure	10,496.00	-	10,496.00	-
47	Advance to Vallabh.K.	1,000.00	10,565.00	11,565.00	-
48	Advance to Vikas Engineering Works	58,700.00	66,454.00	125,154.00	-
49	Advance to Yelkar.B.R.	2,001.00	3,000.00	4,001.00	1,000.00
50	Air Liquide Medical Systems Chennai	-	722,986.00	566,636.00	156,350.00
51	Akash Medical	-	51,000.00	-	51,000.00
52	Anand V Nimbai	1,000.00	1,000.00	1,000.00	1,000.00
53	Annapurna Enterprises	-	119,302.00	69,848.00	49,454.00
54	Annasaheb Gouda M Patil	39,401.00	-	39,401.00	-



Current Assets (Schedule-7)

Sl. No	Particular	Opening Balance	Payments	Receipts	Closing Balance
55	APD	540.00	-	-	540.00
56	APPASY	6,283.00	-	-	6,283.00
57	Aripra Projects Pvt.Ltd.,	-	571,720.00	389,400.00	182,320.00
58	Arogya Karnataka Scheme	-	2,601,577.00	2,561,547.00	40,030.00
59	ART/KSAP	3,905.00	-	-	3,905.00
60	Assured Advertising & Media Pvt Ltd	-	42,000.00	-	42,000.00
61	Ayushman Bhart Ark Schem	-	1,893,691.00	1,508,426.00	385,265.00
62	B I K Industries	256,162.00	629,101.00	885,263.00	-
63	Balasanjeevini	1,368,048.00	-	-	1,368,048.00
64	Biomedix Optotechnik & Devices Pvt.Ltd Bangalore	4,500,000.00	1,900,000.00	6,400,000.00	-
65	BLDE'As College of Pharmacy	-	1,660,560.00	-	1,660,560.00
66	Emory Research Project	-	2,577,986.00	1,062,327.00	1,515,659.00
67	BPL Limited Bangalore	-	881,715.00	864,426.00	17,289.00
68	BSNL	115,377.00	180,619.00	138,167.00	157,829.00
69	Card Collection Receivable	-	19,532,054.19	19,201,883.47	330,171.00
70	Carestream Health (I) Pvt. Ltd., Bangalore	-	2,127,962.00	1,514,233.00	613,729.00
71	Cathlab	18,965.00	-	-	18,965.00
72	Change	-	15,900.00	13,000.00	2,900.00
73	Civil Hospital	6,375.00	-	-	6,375.00
74	Commerce,B H S Arts & TGP Science College	-	85,470.00	-	85,470.00
75	Corium Medical Technologies (P) Ltd.,	-	228,200.00	-	228,200.00
76	DACS	6.00	-	6.00	-
77	DDRC (Prakash Talwar)	-	11,256.00	-	11,256.00
78	DDRC (Sagar S Chavan)	-	14,218.00	-	14,218.00
79	DDRC (Shenal Pujari)	-	6,701.00	-	6,701.00
80	DDRC BLDEU's SBMPMC	100,000.00	-	-	100,000.00
81	DDRC Receivable	-	42,736.00	-	42,736.00
82	DDRC (Chandabasha Mashak Makand)	-	19,043.00	-	19,043.00



Current Assets (Schedule-7)

Sl. No	Particular	Opening Balance	Payments	Receipts	Closing Balance
83	DDRC (Vittal Sadashiv Kakhandak)	-	27,269.00	-	27,269.00
84	Dr B S Patil	-	262,160.00	156,624.00	105,536.00
85	Dr Guggarigoudar	-	394.00	-	394.00
86	Dr M M Patil (Dept of Radiology)	1,000.00	-	1,000.00	-
87	Dr V G Warad (Asst Supdnt)	-	90,390.00	-	90,390.00
88	Dr Santosh Pattar	100,000.00	-	100,000.00	-
89	Dr R.C.Bidari	-	13,951.00	12,892.00	1,059.00
90	Dr V . Kalyanappagol	-	9,054.00	-	9,054.00
91	DRTB Centre (TB & Chest)	504,268.00	603,493.00	22,337.00	1,085,424.00
92	Duro Elevator	-	280,000.00	-	280,000.00
93	ECHS	504,547.00	163,583.00	74.00	668,056.00
94	Ek Nath Jadhav (Asst. Supdnt)	720.00	122,256.00	1,343.00	121,633.00
95	Esaote India (NS) Limited	-	78,233.00	76,699.00	1,534.00
96	ESIC	2,182,713.00	4,390,214.00	904,362.00	5,668,565.00
97	Festival Advance	31,816.00	2,237,000.00	1,795,750.00	473,066.00
98	Fujifilm Pvt. Ltd.,	-	89,385.00	70,800.00	18,585.00
99	Gulbarga Electricals	-	229,885.00	-	229,885.00
100	Icon Medicare	900,000.00	900,000.00	1,800,000.00	-
101	Inamadar.A.C.	1,000.00	1,000.00	2,000.00	-
102	Indi Appu	20,346.00	13,795.00	28,779.00	5,362.00
103	Institutional Membership(Lib Journal)	50,000.00	-	50,000.00	-
104	Ismail Jamadar (Jailor)	2,972.00	-	-	2,972.00
105	Jadhav- Jinesab R Karajgi	-	7,223.00	-	7,223.00
106	Jagugouda Patil	10,140.00	48,167.00	-	58,307.00
107	Jain Irrigation Systems Ltd.,	492,000.00	-	-	492,000.00
108	Jyothi Sanjeevini Scheme	15,919.00	51,782.00	13,346.00	54,355.00
109	Kalelkar Surgical Industries	243,724.00	130,997.00	374,721.00	-
110	Karadi .R.N.	4,000.00	8,342.00	12,342.00	-



Current Assets (Schedule-7)

Sl. No	Particular	Opening Balance	Payments	Receipts	Closing Balance
111	KLE Belgaum Health Care	6,723.00	44,217.00	34,143.00	16,797.00
112	KSRTC	-	17,109.00	9,114.00	7,995.00
113	M.M. Patil	1,747.00	-	1,747.00	-
114	M/s Grace Medical Systems	-	720,000.00	-	720,000.00
115	Manjula Librarian	-	1,000.00	-	1,000.00
116	Manosoft Computer Consultancy Services	-	19,360.00	5,325.00	14,035.00
117	Matrix Medical Systems	-	48,675.00	10,864.00	37,811.00
118	Medical Superintendent	472,393.00	345,305.00	817,698.00	-
119	Medsynaptic Pvt. Ltd., Pune	-	249,200.00	25,000.00	224,200.00
120	Mukhyamanthrigala Santawana	1,593,524.00	337,822.00	346,602.00	1,584,744.00
121	National Industrial Company	-	72,500.00	48,300.00	24,200.00
122	Nipro India Corporation Pvt.Ltd Chennai	1,121.00	-	-	1,121.00
123	Nivas CCTV And Electronic	-	69,856.00	-	69,856.00
124	Novateur Electricals & Digital Systems Pvt.Ltd	-	247,509.00	235,395.00	12,114.00
125	NSS Special Activities	54,278.00	-	31,500.00	22,778.00
126	NTPC	33,774.00	4,867.00	38,641.00	-
127	Olympus Medical Systems India Pvt. Ltd.,	-	1,503,138.00	-	1,503,138.00
128	Ormed Systems	-	196,900.00	17,700.00	179,200.00
129	Padaganur.A.S.	10,004.00	50,000.00	49,937.00	10,067.00
130	Pavan Clean Equipment	18,000.00	-	18,000.00	-
131	Phoenix Medical Systems Chennai	41,817.00	526,416.00	331,514.00	236,719.00
132	Powerica Limited	606.00	49,019.00	49,625.00	-
133	R S Bulagouda	3,575.00	-	-	3,575.00
134	Rajeev Arogya Bhagya Scheme	2,637.00	-	-	2,637.00
135	RBSK	3,002,494.00	1,548,571.00	751,473.00	3,799,592.00
136	Retired Police-ABY	-	60,057.00	-	60,057.00
137	RHTC Ukkali	-	53,493.00	-	53,493.00
138	Robosoft Technologies Pvt. Ltd.,	-	26,550.00	-	26,550.00



Current Assets (Schedule-7)

Sl. No	Particular	Opening Balance	Payments	Receipts	Closing Balance
139	RSBY	408,144.00	1,149,708.00	914,357.00	643,495.00
140	S.K.Biradar Torvi)	375.00	-	-	375.00
141	Sangamesh Biradar(Dental Staff)	4,596.00	-	4,596.00	-
142	Secure Flaire Systems	5,243,000.00	-	5,243,000.00	-
143	Security Deposit Rajendra Kumar B K & R K Prathibha	-	400,000.00	-	400,000.00
144	Shahapur.P.R.(Micro)	1,000.00	24,869.00	25,869.00	-
145	Shree Enterprises	6,450.00	-	-	6,450.00
146	Advance to Patient	54,154.00	82,994.00	-	137,148.00
147	Shri.S.D.Nagamoti Sangali	10,000.00	-	-	10,000.00
148	Siddhswar Vidya Peetha	-	3,041.00	2,801.00	240.00
149	Siemens Healthcare Pvt. Ltd.,	-	3,647,417.00	1,523,417.00	2,124,000.00
150	Southern Gas	20,000.00	-	-	20,000.00
151	Spectrum OT Care Hubli	-	1,382,183.00	1,358,753.00	23,430.00
152	Star Cool Refrigeration Bijapur	-	290,620.00	262,234.00	28,386.00
153	Swipe Card	10,433.83	4,881,881.00	4,422,227.64	470,087.00
154	T.D.S. on Receipts	10,788,526.05	4,714,985.00	-	15,503,511.00
155	Thayiya Bhagya Yojana	-	1,371,463.00	-	1,371,463.00
156	Toshbro Medicals Pvt.Ltd	-	128,800.00	-	128,800.00
157	Techser Power Solution Pvt Ltd	635,678.00	-	635,678.00	-
158	Vajpayee Arogya Shree	766,540.00	711,997.00	638,113.00	840,424.00
159	Vidya A Patil	1,015.00	2,000.00	3,015.00	-
160	Whecon Instruments Pvt. Ltd.,	-	520,468.00	187,572.00	332,896.00
161	Wipro GE Healthcare Pvt. Ltd.,	-	50,133,193.00	50,086,730.00	46,463.00
162	Yeshasvini	940,815.00	250,606.00	1,008,900.00	182,521.00
163	Closing stock	11,651,008.00	279,477.00	-	11,930,485.00
	Total	57,974,851.58	133,739,425.19	118,069,835.81	73,644,441.00



Current Assets (Schedule-7)

Sl. No	Particular	Particular	Opening Balance	Payments	Receipts	Closing Balance
Sl. No						Closing Balance
1	Cash in Hand					1,553,778.00
2	SBI A/c No- 30357442633					574,355.00
3	SBI A/c No- 31127818795					671,150.00
4	SBI A/c No- 32903200600					35,824.00
5	SBI A/c No- 32903201070					32,773.00
6	SBI A/c No- 31698785925					614,237.00
7	SBI A/c No- 32418338121					103,942.00
8	SBI A/c No- 36559738751					985.00
9	SBI A/c No- 32276195101					299,999,900.00
10	SBI A/c No- 32242084896					59.00
11	SBI A/c No- 32242084546					25,649.00
12	SBI A/c No- 30341180832					11,077.00
13	SBI A/c No- 30341191005					10,189.00
14	SBI A/c No- 30795870204					1,145.00
15	SBI A/c No- 31268041838					6,269,587.00
16	SBI A/c No- 32093001882					28,664.00
17	SBI A/c No- 32242084705					59.00
18	SBI A/c No- 32242084193					500,000.00
19	SBI A/c No- 64019705415					331,647.00
20	SBI A/c No- 37595420172					131,637.00
21	SBI A/c No- 37653415806					162,240.00
22	SBI A/c No- 33583319381					50,808.00
B		Sub Total				311,109,705.00
		Grand Total (A+B)				384,754,146.00



**BLDE (Deemed to be University)
Loans advance & Deposits (Schedule-8)**

Sl No	Particulars	Opening Balance	Payments	Receipts	Closing Balance
1	Deposit House Rent	10,000.00	-	-	10,000.00
2	Deposit with GAS	56,511.00	-	-	56,511.00
3	Deposit K.P.T.C.L (K E B)	3,608,508.00	7,410.00	-	3,615,918.00
4	Deposit with Telephone	95,109.00	-	-	95,109.00
	Total	3,770,128.00	7,410.00	-	3,777,538.00





BLDE (Deemed to be University)

Smt. Bangaramma Sajjan Campus, B M Patil Road (Sholapur Road),
Vijayapura-586103

Income & Expenditure Account for the Year Ending on 31st March 2019

Income	Schedule	Current Year 2018-19	Previous Year 2017-18
Academic Receipts	9	1,150,412,182.00	815,231,616.00
Income from Investments	10	16,496,762.00	13,809,954.00
Other Incomes	11	395,207,100.00	343,752,285.00
Total A		1,562,116,044.00	1,172,793,855.00
Expenditures		Current Year 2018-19	Previous Year 2017-18
Staff Payments & Benefits	12	736,072,910.00	693,508,076.00
Academic Expenditures	13	13,656,896.00	8,285,191.00
Administrative & General Expenditures	14	58,897,249.00	60,818,061.00
Transportation Expenditures	15	3,955,698.00	799,616.00
Repairs & Maintenance	16	58,088,245.00	42,323,051.00
Finance Costs	17	23,150,086.00	28,930,301.00
Other Expenses	18	43,301,293.00	43,421,444.00
Depreciation	19	140,007,058.00	164,586,953.00
Total B		1,077,129,435.00	1,042,672,693.00
Balance Being Surplus (Deficit) Carried to General Fund.		484,986,609.00	130,121,162.00

As per Our Report of even date Examined & Found Correct

Date:

11 1 OCT 2019

Place: Vijayapura


REGISTRAR
BLDE (Deemed to be University)
Vijayapura-586103, Karnataka



FOR AJAY DHARAMSHI & CO.
CHARTERED ACCOUNTANTS.


AJAY DHARAMSHI.

Member No. 203704

Page 31 of 53

UDIN: 19203764AAAAFF3898

**BLDE (Deemed to be University)
Academic Receipts (Schedule-9)**

Sl. No	Particular	Amount
1	Application Fees	133,800.00
2	Consolidated Marks Card Fees	3,500.00
3	Convocation Certificate Fees	2,279,500.00
4	Dissertation Fees	118,000.00
5	Duplicate Marks Card	1,000.00
6	Examination Fees	3,762,706.00
7	Late Fee	1,486,900.00
8	Marks Card Fees	430,100.00
9	Marks Card Name Correction Fees	22,000.00
10	Other (Repeater) Fees	26,742,872.00
11	P.hd Tuition Fees	1,328,700.00
12	Provisional Degree Certificate Fees	156,000.00
13	Re-Totalling Fees	103,000.00
14	Research Fund received from Emory University	1,062,327.00
15	Tuition Fees	1,112,781,777.00
	Total	1,150,412,182.00



**BLDE (Deemed to be University)
Income From Investments (Schedule-10)**

Sl. No	Particular	Amount
1	Interest on Fixed Deposits	16,496,762.00
	Total	16,496,762.00



**BLDE (Deemed to be University)
Other Incomes (Schedule-11)**

Sl. No	Particular	Amount
1	Application Form Fee(P G)	245,000.00
2	Delegates Fees	33,900.00
3	Eligibility Fees	490,000.00
4	Finance Assistance From NPCB	13,000.00
5	Gold Medal (Late GVS Vamshi Krishna)	10,000.00
6	ICTC(R)	10,000.00
7	Indirect Cost from Emory Project	96,575.00
8	Indus Chek Up	16,065.00
9	Interest on SB	182,630.00
10	Late Fees	63,500.00
11	Migration Certificate Fees	310,000.00
12	Miscellaneous Income	866,094.00
13	NOC Fees	59,000.00
14	Other Income	70,985.00
15	P.hd Application Fees	49,500.00
16	Prize Amount Received From DDRC	25,000.00
17	Profit on Sale of MRI Machine	249,841.00
18	Reaserch Grant Received	90,000.00
19	Rental Income (Canteen)	140,000.00
20	Scrap Sale	165,885.00



Other Incomes (Schedule-11)

Sl. No	Particular	Amount
21	TA & DA Grant VCTC PPTC	10,000.00
22	Tender Application Fee	20,000.00
23	Hostel Fees	41,114,982.00
24	Mess Rent	600,000.00
25	Daily Revenue	1,477,259.00
26	IPD Charges	158,869,572.00
27	OPD Charges	20,230,036.00
28	OPD Charges (SPL)	68,451,943.00
29	Superspeciality Consultation Fees	1,322,700.00
30	Income from Solar (3MW) Power Project	41,749,848.00
	Sub Total (A)	337,033,315.00
32	Net Sales	120,888,737.00
33	Add: Closing Stock	11,930,485.00
	Sub Total (B)	132,819,222.00
34	Opening Stock	11,651,008.00
35	Net Purchase	62,994,429.00
	Sub Total (C)	74,645,437.00
	Income from Sale of Drugs: D=(A - B)	58,173,785.00
	Grand Total: E=(A+D)	395,207,100.00



**BLDE (Deemed to be University)
Staff Payments & Benefits (Schedule-12)**

Sl. No	Particulars	Amount
1	Employee Welfare Fund	52,840.00
2	Employees State Insurance	5,383,082.00
3	Gratuity	2,599,440.00
4	Provident Fund	22,037,295.00
5	Salary to Staff	633,301,369.00
6	Stipend to PG and Nurses	72,698,884.00
	Total	736,072,910.00



**B.L.D.E (Deemed to be University)
Academic Expenditures (Schedule-13)**

Sl. No	Particulars	Amount
1	C.M.E. Workshop, Conference	1,841,525.00
2	Education Promotion Society	1,000,000.00
3	Eduction Summit	983,334.00
4	Guest Faculty	11,443.00
5	Incentives for Pilot Study	40,200.00
6	NAD Workshop	32,646.00
7	Research Scholarship	48,000.00
8	Research Staff Salary	1,603,416.00
9	Training Program	157,016.00
10	Workshop	159,261.00
11	Cultural Activities	515,229.00
12	Research Expenses	687,391.00
13	NSS Regular Expenses	15,286.00
14	Sports Meet Expenses	654,105.00
15	Student Activities	23,170.00
16	Special Day Celebration	26,785.00
17	Sports & Gymkhana	195,920.00
18	B.Sc MIT Examination	17,896.00
19	College Contingency	120,350.00



Academic Expenditures (Schedule-13)

Sl. No	Particulars	Amount
20	College Examination	695,789.00
21	Contribution to Association of Physiologists of Ind	150,000.00
22	Flood Relief Fund (Kerala & Kodagu)	59,977.00
23	HTTC Examamination	620.00
24	Incentives for Cohort Tracing	15,000.00
25	Incentives for Participants	134,336.00
26	Indirect Cost to University	96,575.00
27	M C I Inspection Fee's	873,700.00
28	M.Ch Urology Examination	36,352.00
29	MBBS Examamination	1,178,421.00
30	Medical Council of India Yearly Fee's	29,500.00
31	Open House Seminar	42,219.00
32	P.HD Thesis Evaluation	28,700.00
33	PG Degree/Diploma Exam	1,066,131.00
34	Remuneration Expenses	35,600.00
35	VI Convocation	1,081,003.00
	Total	13,656,896.00



BLDE (Deemed to be University)
Administrative & General Expenditures (Schedule-14)

Sl. No	Particulars	Amount
1	Advertisement Expenditure	1,440,252.00
2	Audit Fees	245,440.00
3	Bank Charges	274,168.00
4	Court Allowance	4,127.00
5	Drug Licence Fees	3,500.00
6	Electricity & Water Supply	24,385,457.00
7	Electrification	279,394.00
8	Entertainment	69,654.00
9	Free Camp	89,618.00
10	Free Drugs	766,721.00
11	Hospital Rent	255,000.00
12	Hostel House Keeping Services	2,636,167.00
13	Hostel Security Services	2,652,756.00
14	Inspection Expenditures	2,755.00
15	Professional Fees & Consultancy	9,141,182.00
16	Meeting Expenditures	412,494.00
17	Miscellaneous Expenditures	543,614.00
18	Municipal Tax (Water)	3,597,265.00
19	News Paper & Magazines	101,796.00



Administrative & General Expenditures (Schedule-14)

Sl. No	Particulars	Amount
20	Packing Charges	200.00
21	Postage, Stamps & Courier Charges	93,261.00
22	Printing & Stationary	5,722,153.00
23	Professional Tax	5,000.00
24	Registration Fees	1,175,035.00
25	Sign Board	14,915.00
26	Solar Expenditure	2,136,389.00
27	Swipe Commission Charges	25,586.00
28	Telephone, Modem & Wi-Fi Charges	2,258,581.00
29	Treatment Towards Poor Patient	349,148.00
30	Uniform to Staff	215,621.00
	Total	58,897,249.00



B.L.D.E (Deemed to be University)
Transportation Expenditures (Schedule-15)

Sl. No	Particulars	Amount
1	Transportation Expenses	318,444.00
2	Travelling & D.A Expenditure	1,038,309.00
3	Vehicles Repairs & Maintenance	2,598,945.00
	Total	3,955,698.00



BLDE (Deemed to be University)
Repairs & Maintenance (Schedule-16)

Sl. No	Particulars	Amount
1	Insurance	355,817.00
2	Painting & White Washing	956,743.00
3	Repairs & Maintenance Machinery	493,753.00
4	Repairs & Maintenance to A M C (Lift/ Machinery)	423,625.00
5	Repairs & Maintenance to Air Conditioner	160,080.00
6	Repairs & Maintenance to Building	4,180,578.00
7	Repairs & Maintenance to Campus	72,502.00
8	Repairs & Maintenance to Computers, Printers	1,394,102.00
9	Repairs & Maintenance to Electrification	63,984.00
10	Repairs & Maintenance to Equipments	210,171.00
11	Repairs & Maintenance to ETP	171,996.00
12	Repairs & Maintenance to Furnitures	69,427.00
13	Repairs & Maintenance to Generator	1,990,212.00
14	Repairs & Maintenance to Hospital	13,508,505.00
15	Repairs & Maintenance to Hostel	470,324.00
16	Repairs & Maintenance to Laundry	85,492.00
17	Arogya Karnataka Scheme (Expenses)	15,997.00
18	Ayushman Bharath Scheme(Expenses)	7,490.00



Repairs & Maintenance (Schedule-16)

Sl. No	Particulars	Amount
19	Camp Expenses	2,464.00
20	ECHS Scheme (Expanses)	2,866.00
21	ESIC Scheme Expenses	1,740.00
22	Hospital Consumable Expenses	13,895,992.00
23	House Keeping Expenses	18,901,184.00
24	Medical Establishment Errors and Omission Insu	283,732.00
25	NABH Consultation Fees	250,000.00
26	RBSK Scheme Expenses	7,650.00
27	RSBY Expenses	1,905.00
28	Spirit Purchase	103,840.00
29	Vajpayee Arogya Shree Health Camp Exp	6,074.00
	Total	58,088,245.00



**BLDE (Deemed to be University)
Finance Costs (Schedule-17)**

Sl. No	Particulars	Amount
1	Interest on Cash Credit	208,880.00
2	Interest on Term Loan	22,424,919.00
3	Loan Processing Charges	516,287.00
	Total	23,150,086.00



**BLDE (Deemed to be University)
Other Expenses (Schedule-18)**

Sl. No	Particulars	Amount
	Departmental Recurring Expenditures	
1	(Expenses) Department of Chest & TB	28,754.00
2	(Expenses) Department of Anatomy	158,788.00
3	(Expenses) Department of Anesthesia	98,418.00
4	(Expenses) Department of Biochemistry	10,436,296.00
5	(Expenses) Department of Blood Bank	1,019,936.00
6	(Expenses) Department of C.C.U	44,992.00
7	(Expenses) Department of C.S.S.D	608,893.00
8	(Expenses) Department of Central Library	1,384,089.00
9	(Expenses) Department of Central Research Lab	9,450.00
10	(Expenses) Department of Community Medicine	155,766.00
11	(Expenses) Department of Dental	1,377,170.00
12	(Expenses) Department of Dialysis	970,702.00
13	(Expenses) Department of E.N.T.	31,881.00
14	(Expenses) Department of Forensic Medicine	7,180.00
15	(Expenses) Department of I.C.C.U	621,862.00
16	(Expenses) Department of Medical Education	3,015.00
17	(Expenses) Department of Microbiology	2,357,064.00
18	(Expenses) Department of O.B.G.Y	349,471.00
19	(Expenses) Department of O.T	5,158,311.00
20	(Expenses) Department of Ophthalmology	575,186.00
21	(Expenses) Department of Orthopedics	1,403,842.00
22	(Expenses) Department of Paediatrics	144,782.00



Other Expenses (Schedule-18)

Sl. No	Particulars	Amount
23	(Expenses) Department of Pathalogy	6,765,894.00
24	(Expenses) Department of Physiology	13,950.00
25	(Expenses) Department of Physiotherapy	31,500.00
26	(Expenses) Department of Radiology	5,081,770.00
27	(Expenses) Department of Skin And S T D	89,764.00
28	(Expenses) Department of Urology	1,357,092.00
29	(Expenses) Endoscope Maintenance	168,135.00
30	(Expenses) MRI And CT-Scan Maintenance	1,647,353.00
31	(Expenses) Poison Lab	5,274.00
32	(Expenses) Department of Neuro Surgeon	148,147.00
33	(Expenses) Department of Pharmacology	965,736.00
34	(Expenses) Cental Clinical Laboratory	80,830.00
	Total	43,301,293.00



**BLDE (Deemed to be University)
Depreciation (Schedule-19)**


Sl. No	Particulars	Amount
A	Department Equipments	
1	Department of A.L.C.	7,795.00
2	Department of Alumni Association	3,039.00
3	Department of Anatomy	963,153.00
4	Department of Anesthesiology	979,937.00
5	Department of Artist	391.00
6	Department of Bio Medical Engineering	435.00
7	Department of Biochemistry	190,194.00
8	Department of Blood Bank	447,952.00
9	Department of C S S D	369,558.00
10	Department of C.C.U	90,016.00
11	Department of Cath Lab	129,477.00
12	Department of Central Library	342,217.00
13	Department of Central Research Lab	278,479.00
14	Department of Chest and T B	123,726.00
15	Department of Community Medicine	309,192.00
16	Department of Cultural and Musical	14,100.00
17	Department of Cultural Committee	5,474.00
18	Department of Dental	49,724.00
19	Department of Dermatology	807,403.00
20	Department of Dialysis Unit	241,166.00
21	Department of E.N.T.	872,112.00



22	Department of Forensic Medicine	66,081.00
23	Department of I.C.C.U	127,506.00
24	Department of Illustration	48,775.00
25	Department of Medical Education	12,453.00
26	Department of Medicine	235,364.00
27	Department of Microbiology	406,171.00
28	Department of Misoprostal	5,881.00
29	Department of N S S	3,039.00
30	Department of O.B.G.Y	1,530,098.00
31	Department of Ophthalmology	2,403,156.00
32	Department of Orthopedics	852,876.00
33	Department of Paediatric Surgery	3,696.00
34	Department of Pathology	530,631.00
35	Department of Pediatrics	672,177.00
36	Department of Pharmacology	60,722.00
37	Department of Physiology	494,778.00
38	Department of Physiotherapy	66,431.00
39	Department of Psychiatry	58,890.00
40	Department of Radiology	4,218,774.00
41	Department of Skills Labarotry	558.00
42	Department of Sports	5,629.00
43	Department of Surgery	696,650.00
44	Department of Surgical I.C.U	50,010.00
45	Department of Urology	1,081,407.00
46	MRI Machine (NIR)	1,191,204.00
47	Skills Laboratory	433,644.00



48	Somatom Scope (32Slice) CT Scanner	2,025,000.00
49	X-Ray Machine	2,976.00
50	Adult Weighing Machine	673.00
51	Air Conditioner Machine	1,158,285.00
52	Amplifier	1,465.00
53	Auto Clave Machine	2,994.00
54	Binding Machine	382.00
55	Biometric	4,177.00
56	Blood Gas Analyzer	42,885.00
57	Casualty Equipment	208.00
58	Counting Machine	1,112.00
59	Defibrillator	42,292.00
60	Electrical Water Heater	21,079.00
61	Endoscope Equipment	124,748.00
62	Equipments	24,118.00
63	Fax Machine	177.00
64	Generator	16,994.00
65	Gym Equipments (Ladies Hostel)	28,494.00
66	H.P.Gas	7,865.00
67	Hi Tech RO 250 LPH Plant	22,003.00
68	Hospital Equipments (Cots)	6,818.00
69	Incinerator @75kg/hr	40,489.00
70	Karnataka State Aids Prevention	2,836.00
71	Lamination Machine	510.00
72	Lift A/C	608,884.00
73	Machinery	44,941.00



74	Medical Gas Pipeline Systems Project	821,306.00
75	Medical Male Ward-1	136.00
76	Mortuary Equipments	2,023.00
77	Operation Theater	741,967.00
78	Oxygen Cylinders	29,208.00
79	Pump Set	20,684.00
80	Pyrolator Machine	1,386.00
81	Refrigerator	2,547.00
82	RO Plant	43,245.00
83	Solar Water Heaters Equipments	197,113.00
84	Sony Digital Camera	2,100.00
85	Ventilators	1,231,024.00
86	Washing Machine	262,454.00
87	Water Cooler	3,224.00
88	Water Level Indicator	29,029.00
89	Water Purification System	1,381.00
90	Water Purifier	117,705.00
91	Xerox Machine	159,846.00
92	Sewage Treatment Plant	674,577.00
	Total A	30,055,501.00
B	Library Books and Journals	
1	Books and Journals	109,933.00
2	Legal & Official Books	1,014.00
3	Library Books	1,710,758.00
4	Library Journals	4,981,684.00
	Total B	6,803,389.00



C	Furniture & Fixtures	
1	Almera	1,980.00
2	Beds & Beddings	4,441.00
3	Cots (Hospital)	273.00
4	Furniture & Fixtures	9,088,847.00
5	Hospital Beds (NR)	168,737.00
6	Library Partition (Bulding)	14,957.00
7	Parking Shed	5,784.00
8	Vehicle Parking	55,921.00
9	Sign Boards	11,232.00
10	Fire Safty Systems	2,382,550.00
11	Hospital General Store (Dead Stock)	6,653.00
	Total C	11,741,375.00
D	Electrical Appliances and Other	
1	Aluminium Partitions	685,258.00
2	Boom Barrier Gates	14,766.00
3	Cube Audio Podium	4,746.00
4	Godrej Lockers	1,578.00
5	KHW Meters and Panel Boards	35,229.00
6	Mace & Box	18,822.00
7	Utensils	80,748.00
8	Waste Handling Bins	563.00
9	LED Lights	220,908.00
10	Audio-Video Display Systems	38,351.00
11	CCTV Camera	302,589.00
12	Education Media	425.00



13	Mobile	225.00
14	Over Head Projector	6,930.00
15	UPS Battery	54,958.00
	Total D	1,466,096.00
E	Computers, Printers & Software	
1	Electronic Medical Record Soft Ware	13,577.00
2	Hospital HMS Software	115,994.00
3	Hospital Maintenance Software	93,834.00
4	RSBY Software	5,353.00
5	Software (Store)	5,591.00
6	Tally 9 Soft Ware	8,624.00
7	Tele Radiology Software	20,846.00
8	WI-FI	820,653.00
9	Hard Disk	2,240.00
10	Computers & Printers	2,473,022.00
11	HP Laserjet Printer	6,720.00
12	OFC IP Networking for Campus	1,458,963.00
	Total E	5,025,417.00
F	Construction of Buildings and Infrastructure	
1	Animal House Construction	499,788.00
2	Building	2,038,905.00
3	Hospital Staircase Construction	469,487.00
4	Hospital Third Floor	16,301,885.00
5	Hostel Building	8,491,213.00
6	Hostel Third Floor	6,353,838.00
7	Rural Health Centre	1,000,623.00
	Total F	35,155,739.00



G	Vehicles	
1	Vehicle Car Innova	107,276.00
2	Vehicle (Indigo CS)	46,643.00
3	Vehicle Ambulance KA.28 C 2027	137,679.00
4	Vehicle Ambulance KA-28-5582	4,962.00
5	Vehicle Ambulance KA-28-6927	21,960.00
6	Vehicle Bolero	37,749.00
7	Vehicle Bus	3,829.00
8	Vehicle Innova	39,513.00
9	Vehicle Jeep	4,815.00
10	Vehicle OMNI Ambulance	15,577.00
11	Vehicle Tata Star Bus	297,470.00
12	Vehicle Tata Winger Ambulance KA.28 9289	171,590.00
13	Vehicle TATA Winger Ambulance KA.28 B 4454	68,583.00
14	Vehicle Tata Winger Ambulance KA.28.B 5412	61,231.00
15	Vehicle TAVERA KA.28 N 9907	119,091.00
	Total G	1,137,968.00
H	Solar Project	
I	Solar Project	48,621,573.00
	Total H	48,621,573.00
	GRAND TOTAL(A+B+C+D+F+G+H)	140,007,058.00



