



**BLDE**

**(DEEMED TO BE UNIVERSITY)**

Declared as Deemed to be University u/s 3 of UGC Act, 1956

**The Constituent College**

**SHRI B. M. PATIL MEDICAL COLLEGE, HOSPITAL & RESEARCH CENTRE, VIJAYAPURA**

**OPD Services:**

The OPD services are provided in all specialty and super specialty sectors between 9am to 5pm. During Covid-19 Pandemic all the SOPs are followed in the OPDs. The average OPD attendance of last 5 years is 1625 per day.

**IPD Services:**

The Hospital IPD facilities are categorized in to General , Semi Special ,Special Wards, ICU, SICU,NICU.

All wards are adequately provided by manpower so has to ensure the optimum comfort of the patients. The Medicines injectable and consumable are provided to the patients beds side. The total number of IPD patients in 5 years 2,47,885, with average of 122 per day with 80-85 % occupancy. The total number of surgeries done are 2,28,616 in 5 years with an average of 31 Major and 94 minor surgeries per day. The number of Laboratory investigations done daily are 4,500.

The total number of Covid-19 Patients treated on out patient basis is 5131 and in patient basis is 1303

The Daily radiological investigations done are 1200 on an average. The 5 years data shows the static quality service being provided in the BLDE (DU) Hospital. In 2020 due to covid-19 pandemic there is a fall in the OPD, IPD & OT data. The reason for the drop of data was due to lockdown in and around the city as per government order, lack of public transportation, isolation, quarantine and social fear among the public.

Since March 2020 the Hospital has provided the services towards the Covid-19 Pandemic patients dedicatedly. The separate wing with 150 General Beds and 80 ICCU Beds are dedicated to Covid-19 patients. 1358 Covid-19 patients are being treated on IPD bases.



**REGISTRAR**  
**BLDE (Deemed to be University)**  
**Vijayapura-586103. Karnataka**

Smt. Bangaramma Sajjan Campus, B. M. Patil Road (Sholapur Road), Vijayapura - 586103, Karnataka, India.

**BLDE (DU):** Phone: +918352-262770, Fax: +918352-263303 , Website: [www.bldedu.ac.in](http://www.bldedu.ac.in), E-mail:office@bldedu.ac.in

**College:** Phone: +918352-262770, Fax: +918352-263019, E-mail: bmpmc.principal@bldedu.ac.in



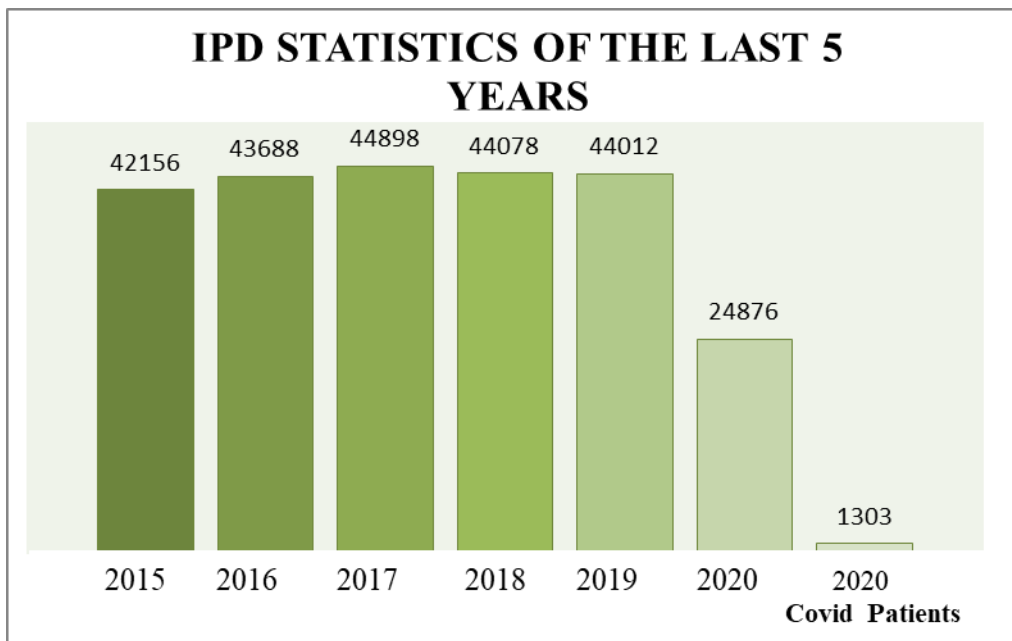
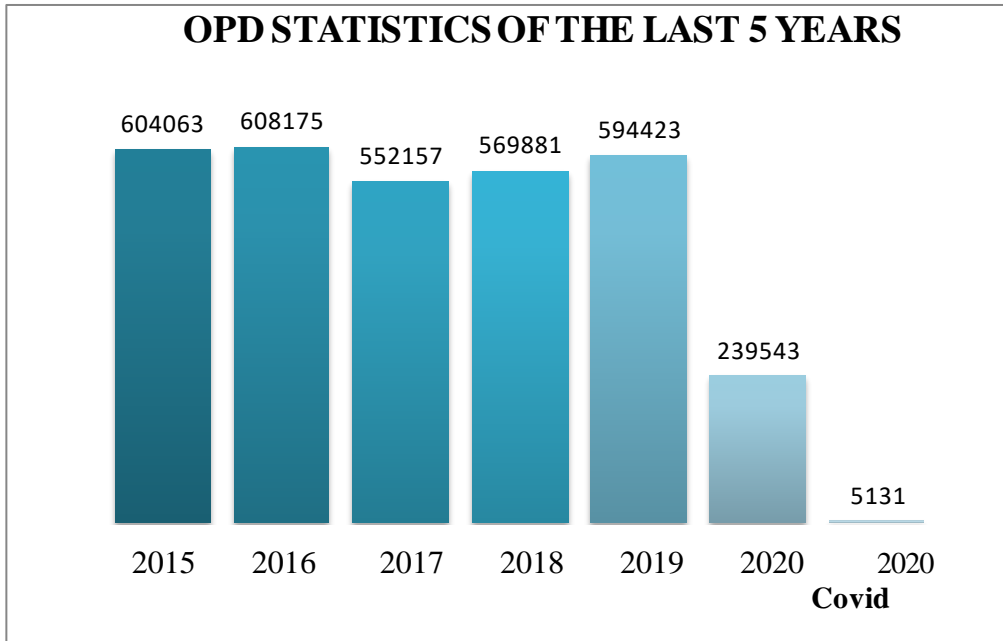
**BLDE**

**(DEEMED TO BE UNIVERSITY)**

Declared as Deemed to be University u/s 3 of UGC Act, 1956

The Constituent College

**SHRI B. M. PATIL MEDICAL COLLEGE, HOSPITAL & RESEARCH CENTRE, VIJAYAPURA**



**REGISTRAR**  
**BLDE (Deemed to be University)**  
**Vijayapura-586103, Karnataka**

Smt. Bangaramma Sajjan Campus, B. M. Patil Road (Sholapur Road), Vijayapura - 586103, Karnataka, India.

**BLDE (DU):** Phone: +918352-262770, Fax: +918352-263303, Website: [www.bldedu.ac.in](http://www.bldedu.ac.in), E-mail: office@bldedu.ac.in

**College:** Phone: +918352-262770, Fax: +918352-263019, E-mail: bmpmc.principal@bldedu.ac.in



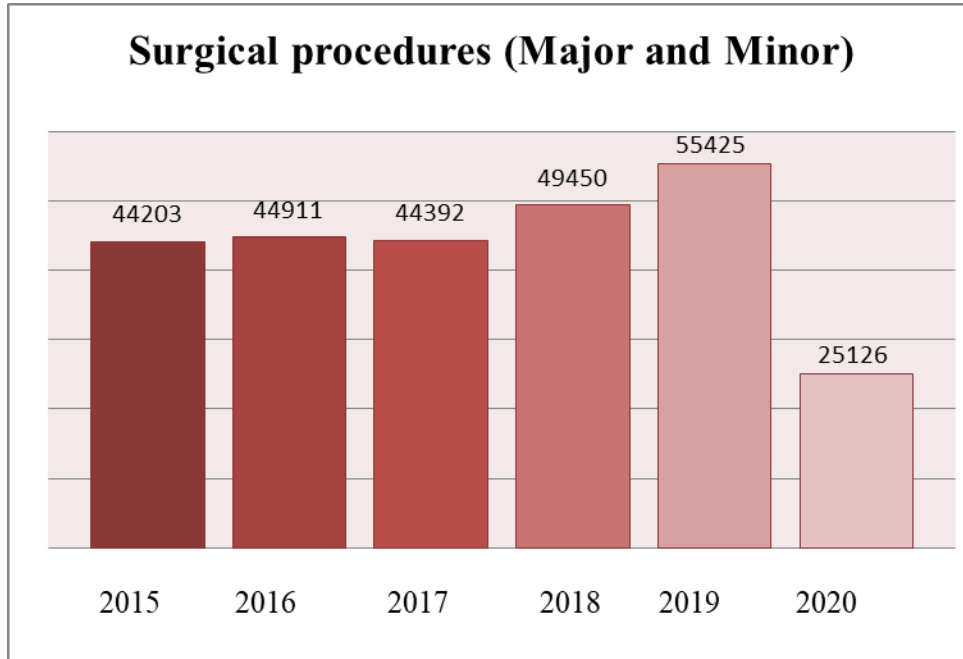
**BLDE**

**(DEEMED TO BE UNIVERSITY)**

Declared as Deemed to be University u/s 3 of UGC Act, 1956

The Constituent College

**SHRI B. M. PATIL MEDICAL COLLEGE, HOSPITAL & RESEARCH CENTRE, VIJAYAPURA**



**REGISTRAR**  
**BLDE (Deemed to be University)**  
**Vijayapura-586103, Karnataka**

Smt. Bangaramma Sajjan Campus, B. M. Patil Road (Sholapur Road), Vijayapura - 586103, Karnataka, India.

**BLDE (DU):** Phone: +918352-262770, Fax: +918352-263303, Website: [www.bldedu.ac.in](http://www.bldedu.ac.in), E-mail: office@bldedu.ac.in

**College:** Phone: +918352-262770, Fax: +918352-263019, E-mail: bmpmc.principal@bldedu.ac.in


# OPD CENSUS

Between 31-Dec-14 11:59:59 PM      31-Dec-15 11:59:59 PM

Department	New Male Adult	New Female Adult	New Male Child	New Female Child	New Total	Old Male Adult	Old Female Adult	Old Male Child	Old Female Child	Old Total	Grand Total
Dentistry	10178	9012	748	677	20615	4232	3494	296	272	8294	28909
Dermatology	15894	11873	1767	1838	31372	4412	3240	561	619	8832	40204
ENT	20031	14217	2717	2122	39087	6555	4567	867	647	12636	51723
Medicine	68240	47541	424	352	116557	16268	10991	69	61	27389	143946
OBG	0	45165	0	425	45590	0	11273	0	130	11403	56993
Ophthalmology	22259	17840	1021	848	41968	5793	4479	176	187	10635	52603
Orthopaedics	29128	20867	1726	935	52656	5769	4130	334	189	10422	63078
Paediatrics	0	0	27993	21554	49547	0	0	6613	5214	11827	61374
Psychiatry	2510	1845	116	89	4560	857	638	46	31	1572	6132
Surgery	35778	22388	1478	953	60597	10558	7161	297	229	18245	78842
TB and Chest	3766	2407	22	12	6207	1508	835	6	6	2355	8562
Urology	5544	3062	343	96	9045	1611	933	85	23	2652	11697
	<b>213328</b>	<b>196217</b>	<b>38355</b>	<b>29901</b>	<b>477801</b>	<b>57563</b>	<b>51741</b>	<b>9350</b>	<b>7608</b>	<b>126262</b>	<b>604063</b>

1655

  
**Medical Superintendent**  
**B.L.D.E. University Shri B.M. Patil**  
**Medical College Hospital & R.C**  
**BIJAPUR-586103.**

  
**Medical Record Officer**  
**Dept. of Medical Records**  
**BLDEU Shri B.M. Patil**  
**Medical College Hospital & R.C**  
**BIJAPUR-586103.**



## IPD Admissions/Discharges - WARDWISE

Between 31-Dec-2014 23:59:59 & 31-Dec-2015 23:59:59

( The excess number of patients shown as discharges are those that were admitted before 12/31/2014 11:59:59 PM )

S.No.	Ward	Admissions					Discharges				
		Adult		Child		Total	Adult		Child		Total
		Male	Female	Male	Female		Male	Female	Male	Female	
1	ANC Ward	0	474	0	0	474	0	469	0	0	469
2	Burn Ward	18	24	3	3	48	20	24	3	3	50
3	Casualty Female Ward	9	686	0	8	703	11	685	0	7	703
4	Casualty Male Ward	1128	23	9	0	1160	1138	23	9	0	1170
5	CCU	621	412	1	5	1039	629	408	1	5	1043
6	Female ENT Ward	5	661	10	93	769	5	664	9	92	770
7	Female Medical Ward	13	2401	0	20	2434	13	2419	0	20	2452
8	Female Ophtho Ward	10	1261	2	33	1306	10	1255	2	33	1300
9	Female Ortho Ward	4	754	50	79	887	4	758	50	79	891
10	Female Post Operative Ward	0	3	0	0	3	0	3	0	0	3
11	Female Psychiatry Ward	1	113	1	0	115	1	114	1	0	116
12	Female Skin Ward	2	275	14	23	314	2	273	14	23	312
13	Female Surgical Ward	15	1935	100	102	2152	15	1943	98	99	2155
14	Female TB and Chest Ward	2	103	0	1	106	2	106	0	1	109
15	Female Urology Ward	1	367	8	22	398	1	371	8	22	402
16	Gynaecology	0	1678	0	4	1682	0	1673	0	4	1677
17	ICCU	719	426	4	3	1152	726	422	4	3	1155
18	J	176	203	7	6	392	174	205	7	6	392
19	K	595	621	39	33	1288	592	616	39	33	1280
20	Labour Room	1	3859	0	1	3861	1	3817	0	1	3819
21	M	11	14	0	0	25	11	13	0	0	24
22	Male ENT Ward	1333	2	68	4	1407	1335	2	68	4	1409
23	Male Medical Ward	3940	18	5	0	3963	3930	18	5	0	3953
24	Male Ophtho Ward	1364	9	63	0	1436	1362	9	64	0	1435
25	Male Ortho Ward	1328	4	101	1	1434	1326	4	101	1	1432
26	Male Post Operative Ward	3	0	0	0	3	3	0	0	0	3
27	Male Psychiatry Ward	189	0	2	0	191	187	0	2	0	189

  
**Medical Superintendent**  
**B.L.D.E. University Shri B.M. Patil**  
**Medical College Hospital & R.C.**  
**ADAR-586103.**

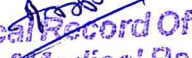
## IPD Admissions/Discharges - WARDWISE

Between 31-Dec-2014 23:59:59 & 31-Dec-2015 23:59:59

( The excess number of patients shown as discharges are those that were admitted before 12/31/2014 11:59:59 PM )

S.No.	Ward	Admissions					Discharges				
		Adult		Child		Total	Adult		Child		Total
		Male	Female	Male	Female		Male	Female	Male	Female	
28	Male Skin Ward	342	0	22	1	365	350	0	21	1	372
29	Male Surgical Ward	3505	15	120	3	3643	3529	15	119	3	3666
30	Male TB and Chest Ward	182	0	2	1	185	185	0	2	1	188
31	Male Urology Ward	591	1	78	0	670	593	1	78	0	672
32	New Born Ward	0	0	1306	1225	2531	0	0	1290	1210	2500
33	NICU	0	0	623	404	1027	0	0	625	405	1030
34	Paediatrics Ward	0	0	2099	1652	3751	0	0	2106	1649	3755
35	PICU	0	1	236	173	410	0	1	231	173	405
36	PNC Ward	0	13	0	1	14	0	13	0	1	14
37	RICU	4	5	0	0	9	4	5	0	0	9
38	SICU	496	320	3	10	829	501	318	3	10	832
<b>Grand Total</b>		<b>6608</b>	<b>16681</b>	<b>4976</b>	<b>3911</b>	<b>42176</b>	<b>6660</b>	<b>16647</b>	<b>4960</b>	<b>3889</b>	<b>42156</b>

  
 Medical Superintendent  
 B.L.D.E. University Shri B.M. Patil  
 Medical College Hospital & R.C  
 BILAPUR-586103.

  
 Medical Record Officer  
 Dept. of Medical Records  
 BLDEU Shri B.M. Patil  
 Medical College Hospital & R.C  
 BILAPUR-586103.



Statement showing the hospital statistics Surgical procedures for the month of \_\_\_\_\_ To DEC - 2015

S.No	Department.	Major /Minor	Jan	Feb	Mar	April	May	June	July	Aug	Sep	Octo	Nov	Dec	Total
1	Surgery	Major	261	239	280	265	287	306	280	256	203	143	145	170	2835
		Minor	385	322	404	387	368	367	432	375	363	291	284	308	4286
2	OBG	Major	58	54	68	66	69	71	63	47	33	32	34	29	981
		Minor	164	125	156	164	140	134	146	172	190	180	197	218	1986
3	ORTHO	Major	126	113	114	109	105	107	116	114	118	111	115	104	1352
		Minor	270	304	322	284	297	346	326	366	357	332	343	338	3885
4	UROLOGY	Major	84	68	78	58	66	69	53	30	46	35	28	47	662
		Minor	170	87	77	73	90	82	66	70	76	62	66	73	992
5	OPHTH	Major	221	197	223	186	211	217	228	282	219	180	205	196	2565
		Minor	293	284	301	296	311	279	335	311	294	285	258	305	3552
6	ENT	Major	134	66	81	92	66	62	68	75	69	72	68	77	930
		Minor	383	365	384	374	375	366	365	359	390	402	385	353	4501
7	CHEST AND TB	Major	-	-	2	-	-	3	1	3	-	-	2	-	11
		Minor	-	1	-	-	-	-	4	3	-	-	-	3	11
8	EMR.SUR.(GEN)	Major	70	40	54	46	47	48	46	19	24	21	22	24	461
		Minor	3	9	1	13	7	5	7	3	1	2	2	2	55
9	EMR.OBG & GYN	Major	2	1	1	2	1	3	1	1	2	5	2	2	23
		Minor	4	6	2	1	3	7	2	2	5	3	2	6	43
10	DENTAL	Major	-	-	-	-	-	-	-	-	-	-	-	-	-
		Minor	755	749	948	800	743	818	901	1055	1067	836	729	672	10073
11	CASUALTY	Major	-	-	-	-	-	-	-	-	-	-	-	-	-
		Minor	176	161	173	181	191	189	199	124	110	113	94	98	1809
12	SEPTIC CASES	Major	22	27	21	24	22	21	12	10	11	11	13	12	206
		Minor	24	9	19	15	22	16	13	11	7	4	7	7	154
13	L.S.C.S	Major	94	87	88	102	90	78	101	195	212	196	201	168	1512
		Minor	-	-	-	-	-	-	-	-	-	-	-	-	-
14	TUBECTOMY	Major	12	11	8	22	20	25	23	10	20	19	25	25	220
15	ENDOSCOPY	Minor	114	104	104	107	115	114	124	120	118	108	109	118	1355
	TOTAL		3825	3429	3909	3667	3646	3733	3912	4013	3935	3443	3336	3355	44203

Major : 11501  
 Minor : 32702  
 Total : 44203

*[Signature]*  
 Medical Superintendent  
 B.L.D.E. University's Shri B.M.Patil  
 Medical College Hospital & R.C.  
 VIJAYAPUR-586103.

*[Signature]*  
 Medical Record Officer  
 Dept. of Medical Records  
 B.L.D.E. Shri B.M.Patil  
 Medical College Hospital & R.C.  
 VIJAYAPUR-586103.

## OPD CENSUS

Between 31-Dec-15 11:59:59 PM 31-Dec-16 11:59:59 PM

Department	New Male Adult	New Female Adult	New Male Child	New Female Child	New Total	Old Male Adult	Old Female Adult	Old Male Child	Old Female Child	Old Total	Grand Total
Dentistry	10116	9334	700	566	20716	4384	3183	109	75	7751	28467
Dermatology	16762	12835	2025	2017	33639	4261	3147	599	630	8637	42276
ENT	18911	13741	2511	1781	36944	4942	3768	904	595	10209	47153
Medicine	65957	46880	325	238	113400	16252	11921	53	28	28254	150627
OBG	0	42005	0	172	42177	0	9713	0	43	9756	60906
Ophthalmology	19527	16437	866	715	37545	5290	4408	205	199	10102	47647
Orthopaedics	24116	17303	1481	865	43765	5215	3619	248	177	9259	53024
Paediatrics	0	0	26887	20698	47585	0	0	5540	4368	9908	66466
Psychiatry	2366	1727	87	77	4257	765	566	27	28	1386	5643
Surgery	34116	21562	1118	696	57492	10987	7421	151	123	18682	85147
TB & Chest	4023	2828	13	08	6872	1488	996	04	02	2490	9362
Urology	5199	3062	235	60	8556	1698	1160	32	11	2901	11457
	201093	187714	36248	27893	4252948	55282	49902	7872	6279	119335	608175



BLDE UNIVERSITY'S

SHRI.B.M.PATIL MEDICAL COLLEGE, HOSPITAL AND RESEARCH CENTRE VIJAYPUR

Statement Showing the Hospital Statistics of Indoor Admission, for the Year of

JANUARY - 2016 TO DECEMBER 2016

S/NO	Departments	2016	
1	MEDICINE	11237	31
2	Surgery	5765	16
3	Ortho	2522	7
4	OBG	7000	19
5	ENT	2564	7
6	Opthal	2722	6
7	Pead	8895	25
8	Psy	359	1
9	Skin	1194	4
10	Dental	00	
11	Urology	1077	
12	Chest & TB	353	1

Total-43688

*[Signature]*  
Medical Record Officer  
Dept. of Medical Records  
BLDEU Shri B.M.Patil  
Medical College Hospital & R.C  
BIJAPUR-586 103.

## IPD Admissions /Discharges - WARDWISE

**Between 01-Jan-2016 00:00:00 & 31-Dec-2016 23:59:59**

(The excess number of patients shown as discharges are those that were admitted before 1/1/2016 12:00:00AM)

		Admissions				Discharges					
S.No.	Ward	Adult		Child		Total	Adult		Child		Total
		Male	Female	Male	Female		Male	Female	Male	Female	
1	-	0	0	0	0	0	0	0	0	0	0
2	ANC Ward	0	647	0	0	647	0	654	0	0	654
3	Burn Ward	17	24	8	7	56	16	23	8	7	54
4	Casualty Female Ward	9	714	0	7	730	9	711	0	8	728
5	Casualty Male Ward	1014	16	2	0	1032	1016	17	2	0	1035
6	CCU	536	374	0	2	912	533	375	0	2	910
7	Female ENT Ward	2	741	18	67	828	2	743	19	67	831
8	Female Medical Ward	36	2134	0	36	2206	11	2078	0	11	2100
9	Female Ophtho Ward	7	1082	2	31	1122	7	1090	2	31	1130
10	Female Ortho Ward	3	760	48	74	885	3	759	48	74	884
11	Female Post Operative Ward	0	8	0	0	8	0	8	0	0	8
12	Female Psychiatry Ward	0	130	0	3	133	0	131	0	3	134
13	Female Skin Ward	4	391	12	38	445	4	393	12	38	447
14	Female Surgical Ward	8	1729	92	91	1920	8	1729	94	94	1925
15	Female TB AND Chest Ward	0	115	0	2	117	0	116	0	2	118
16	Female Urology Ward	3	309	34	11	357	3	312	34	11	360
17	Gynaecology	0	1828	0	56	1884	0	1783	0	6	1789
18	ICCU	677	444	3	1	1125	675	447	3	1	1126
19		154	247	9	3	413	155	246	9	3	413
20	K	572	650	38	34	1294	579	654	38	33	1304
21	Labour Room	0	4302	0	0	4302	0	4234	0	0	4234
22	M	65	63	4	1	133	63	64	4	1	132
23	Male ENT Ward	1466	3	94	9	1572	1476	3	93	9	1581
24	Male Medical Ward	3688	54	33	0	3775	3647	27	8	0	3682
25	Male Ophtho Ward	1353	9	48	1	1411	1357	9	48	1	1415
26	Male Ortho Ward	1344	6	85	3	1438	1355	6	85	3	1449
27	Male Post Operative Ward	3	0	0	0	3	3	0	0	0	3
28	Male Psychiatry Ward	204	3	0	0	207	202	3	0	0	205
29	Male Skin Ward	526	0	37	4	567	522	0	37	4	563



BLDE UNIVERSITY

Shri.B.M.PATIL Medical College Hospital AND RC Vijaypur

Statement Showing the Hospital Statistics Of Surgical Procedures Department Wise For the Month Of JANUARY TO DECEMBER 2016

S.No	Department.	Major /Minor	JAN	FEB	MARCH	APRIL	MAY	JUNE	JULY	AUG	SEPT	OCTO	NOV	DEC	TOTAL
1	Surgery	Major	252	202	244	278	257	261	228	240	245	238	230	235	2912
		Minor	585	570	597	605	595	662	581	662	578	565	552	658	7240
2	ORTHO	Major	132	110	112	110	125	117	116	126	110	106	106	108	1378
		Minor	345	348	357	382	351	375	416	374	338	358	343	478	4465
3	OBG & GYN	Major	244	201	281	278	217	238	231	284	313	315	277	312	3191
		Minor	198	169	182	161	166	158	179	146	191	158	163	208	2079
4	ENT	Major	82	82	92	99	105	79	80	86	94	79	80	83	1041
		Minor	411	345	394	387	378	415	378	400	378	349	361	421	4617
5	OPTH	Major	191	218	247	255	238	247	237	238	205	207	208	198	2689
		Minor	281	303	337	315	318	315	322	339	326	317	312	344	3829
6	DENTAL	Major	-	-	-	-	-	-	-	-	-	-	-	-	-
		Minor	815	842	813	842	660	849	879	779	799	763	772	753	9566
7	UROLOGY	Major	53	51	47	47	51	71	47	64	61	58	75	64	689
		Minor	104	100	112	102	107	98	99	105	82	93	86	99	1187
8	CHEST & TB	Major	-	-	-	2	-	-	-	-	-	-	-	-	2
		Minor	-	1	1	4	3	3	1	4	3	1	3	2	26
TOTAL			3693	3542	3816	3867	3571	3888	3794	3847	3723	3609	3598	3963	44911

Major \_ 11902  
 Minor \_ 33009  
 Total \_ 44911

Medical Superintendent  
 B.L.D.E. University's Shri B.M.Patil  
 Medical College Hospital & R.C.  
 VIJAYPUR-586 103.

Medical Record Officer  
 Dept. of Medical Records  
 BLDEU Shri B.M.Patil  
 Medical College Hospital & R.C.  
 BIJAPUR-586 103.

# OPD CENSUS

Between 01-Jan-17 12:00:00 AM 31-Dec-17 11:59:59 PM

Department	New Male Adult	New Female Adult	New Male Child	New Female Child	New Total	Old Male Adult	Old Female Adult	Old Male Child	Old Female Child	Old Total	Grand Total
Cardio thorasic Surgery	0	0	0	0	0	0	0	0	0	0	0
Dentistry	9882	8618	521	629	19650	4622	3099	63	64	7848	27498
Dermatology	17083	12552	2015	2000	33650	4278	3107	581	561	8527	42177
ENT	17703	13134	2560	1841	35238	4627	3631	834	614	9706	44944
Medicine	64883	44870	305	213	110271	15876	11647	46	27	27596	137867
OBG	1	38944	0	102	39047	0	9426	0	19	9445	48492
Ophthalmology	18838	15543	798	651	35830	5000	4144	195	152	9491	45321
Orthopaedics	21646	15434	1435	744	39259	5081	3627	242	134	9084	48343
Paediatrics	0	0	26552	20653	47205	0	0	5141	4048	9189	56394
Paediatrics Surgery	3	1	108	62	174	0	1	0	1	2	176
Psychiatry	2472	1634	89	43	4238	702	503	19	13	1237	5475
Surgery	33422	20450	1289	654	55815	11497	7421	115	91	19124	74939
TB and Chest	4043	2778	28	14	6863	1367	883	8	1	2259	9122
Urology	5217	2889	251	72	8429	1745	1175	51	9	2980	11409
	195193	176847	35951	27678	435669	54795	48664	7295	5734	116488	552157

42397



## IPD Admissions/Discharges - WARDWISE

Between 31-Dec-2016 23:59:59 & 31-Dec-2017 23:59:59

( The excess number of patients shown as discharges are those that were admitted before 12/31/2016 11:59:59 PM )

S.No.	Ward	Admissions					Discharges				
		Adult		Child		Total	Adult		Child		Total
		Male	Female	Male	Female		Male	Female	Male	Female	
1	-	0	0	0	0	0	0	0	0	0	0
2	ANC Ward	0	614	0	1	615	0	616	0	1	617
3	Burn Ward	23	25	7	8	63	24	25	7	8	64
4	Casualty Female Ward	11	574	0	3	588	11	579	0	3	593
5	Casualty Male Ward	902	14	1	0	917	904	14	1	0	919
6	CCU	641	428	1	3	1073	641	427	1	3	1072
7	Female ENT Ward	3	642	8	66	719	3	643	8	66	720
8	Female Medical Ward	7	2203	0	6	2216	7	2214	0	6	2227
9	Female Ophtho Ward	5	899	1	9	914	5	903	1	9	918
10	Female Ortho Ward	2	696	59	54	811	2	685	57	54	798
11	Female Post Operative Ward	0	3	0	1	4	0	3	0	1	4
12	Female Psychiatry Ward	1	124	0	1	126	1	122	0	1	124
13	Female Skin Ward	2	279	19	27	327	2	285	19	27	333
14	Female Surgical Ward	9	1602	96	82	1789	8	1601	96	83	1788
15	Female TB AND Chest Ward	0	154	0	0	154	0	153	0	0	153
16	Female Urology Ward	3	304	42	13	362	3	306	41	12	362
17	Gynaecology	0	1659	0	2	1661	0	1656	0	2	1658
18	ICCU	791	571	4	2	1368	794	572	4	2	1372
19	J	164	340	6	3	513	165	341	6	3	515
20	K	590	640	40	29	1299	586	641	40	30	1297
21	Kaveri Ward	0	2	0	0	2	0	1	0	0	1
22	Krishna ward	0	0	1	0	1	0	0	0	0	0
23	Labour Room	0	4644	0	2	4646	0	4633	0	2	4635
24	M	119	136	8	5	268	121	133	8	5	267
25	Male ENT Ward	1476	5	61	8	1550	1472	5	61	8	1546
26	Male Medical Ward	4236	15	5	0	4256	4238	17	5	0	4260
27	Male Ophtho Ward	1230	9	24	0	1263	1229	9	25	0	1263

## IPD Admissions/Discharges - WARDWISE

Between 31-Dec-2016 23:59:59 & 31-Dec-2017 23:59:59

( The excess number of patients shown as discharges are those that were admitted before 12/31/2016 11:59:59 PM )

S.No.	Ward	Admissions					Discharges				
		Adult		Child		Total	Adult		Child		Total
		Male	Female	Male	Female		Male	Female	Male	Female	
28	Male Ortho Ward	1228	6	70	5	1309	1225	6	70	5	1306
29	Male Post Operative Ward	2	0	0	0	2	2	0	0	0	2
30	Male Psychiatry Ward	198	2	1	0	201	200	2	1	0	203
31	Male Skin Ward	436	2	10	1	449	434	2	11	1	448
32	Male Surgical Ward	3306	8	87	0	3401	3299	8	88	0	3395
33	Male TB and Chest Ward	190	3	2	1	196	190	2	2	1	195
34	Male Urology Ward	690	1	36	0	727	689	1	36	0	726
35	New Born Ward	0	0	1887	1783	3670	0	0	1881	1789	3670
36	NICU	0	0	811	505	1316	0	0	808	498	1306
37	Paediatrics Ward	1	0	2477	2073	4551	1	0	2479	2077	4557
38	PICU	0	0	421	323	744	0	0	415	320	735
39	PNC Ward	0	4	0	0	4	0	4	0	0	4
40	RICU	24	22	0	0	46	24	22	0	0	46
41	SICU	486	296	6	8	796	493	292	6	8	799
	<b>Grand Total</b>	<b>6776</b>	<b>16926</b>	<b>6191</b>	<b>5024</b>	<b>44917</b>	<b>6773</b>	<b>16923</b>	<b>6177</b>	<b>5025</b>	<b>44898</b>











S/No	Dept		JAN	FEB	MARCH	APRIL	MAY	JUNE	JULY	AUG	SEPT	OCTO	NOV	DEC	TOTAL
11	Dentistry		--	--	--	--	--	--	--	--	--	--	--	--	--
	Elective	Major	--	--	--	--	--	--	--	--	--	--	--	--	--
		Minor	--	--	--	--	--	--	--	--	--	--	--	--	--
	Emergency	Major	--	--	--	--	--	--	--	--	--	--	--	--	--
		Minor	--	--	--	--	--	--	--	--	--	--	--	--	--
	Day Care	Major	--	--	--	--	--	--	--	--	--	--	--	--	--
		Minor	--	--	--	--	--	--	--	--	--	--	--	--	--
	Septic OT	Major	--	--	--	--	--	--	--	--	--	--	--	--	--
		Minor	--	--	--	--	--	--	--	--	--	--	--	--	--
	OPD	Major	--	--	--	--	--	--	--	--	--	--	--	--	--
		Minor	851	638	776	789	806	721	657	708	656	469	600	593	8264
	<b>TOTAL</b>		<b>3846</b>	<b>3446</b>	<b>3865</b>	<b>3643</b>	<b>3882</b>	<b>3724</b>	<b>3725</b>	<b>3866</b>	<b>3714</b>	<b>3396</b>	<b>3651</b>	<b>3634</b>	<b>44392</b>

Major 11264  
 Minor 33128  
 Total 44392

D. Cr 22  
 8748



B.L.D.E(DEEMED TO BE UNIVERSITY)

Shri.B.M.Patil Medical College,Hospital and Research Centre,Vijayapura- 586 103

OPD CENSUS

Between 01-Jan-18 12:00:00 AM 31-Dec-18 11:59:59 PM

Department	New Male Adult	New Female Adult	New Male Child	New Female Child	New Total	Old Male Adult	Old Female Adult	Old Male Child	Old Female Child	Old Total	Grand Total
Cardio thorasic Surgery	1	0	0	1	2	0	0	0	0	0	2
Dentistry	10315	9317	1735	1430	22797	4249	3022	78	64	7413	30210
Dermatology	17854	13815	2510	2123	36302	4382	3173	593	458	8606	44908
Endocrinology	65	73	10	3	151	6	1	1	0	8	159
ENT	17522	13590	2788	2011	35911	4428	3582	978	666	9654	45565
Medicine	64694	47584	306	275	112859	14838	12722	24	20	27604	140463
Neuro Surgery	273	153	21	8	455	0	1	2	0	3	458
OBG	0	38938	0	407	39345	0	9418	0	22	9440	48785
Ophthalmology	19511	15951	1447	1170	38079	4991	4163	183	137	9474	47553
Orthopaedics	21986	16613	1580	785	40964	4975	3741	298	149	9163	50127
Paediatrics	0	0	27091	21388	48479	0	0	5271	4070	9341	57820
Paediatrics Surgery	9	29	439	219	696	0	1	9	4	14	710
Plastic Surgery	0	0	0	0	0	0	0	0	0	0	0
Psychiatry	2467	1761	115	74	4417	739	517	15	15	1286	5703
Surgery	33275	21284	1018	649	56226	11400	8056	102	80	19638	75864
TB and Chest	4005	2714	15	13	6747	1419	783	3	1	2206	8953
Urology	5910	3365	207	67	9549	1884	1136	22	10	3052	12601
	197887	185187	39282	30623	452979	53311	50316	7579	5696	116902	569881

## IPD Admissions/Discharges - WARDWISE

Between 01-Jan-2018 00:00:00 &amp; 31-Dec-2018 23:59:59

( The excess number of patients shown as discharges are those that were admitted before 1/1/2018 12:00:00 AM )

S.No.	Ward	Admissions					Discharges				
		Adult		Child		Total	Adult		Child		Total
		Male	Female	Male	Female		Male	Female	Male	Female	
1	ANC Ward	0	482	0	0	482	0	477	0	0	477
2	Burn Ward	23	23	9	9	64	22	24	9	9	64
3	Casualty Female Ward	7	546	0	3	556	7	542	0	3	552
	Casualty Male Ward	889	14	5	0	908	892	14	5	0	911
	CCU	582	420	1	2	1005	576	420	1	2	999
6	Chota Beem Ward	0	0	46	20	66	0	0	45	20	65
7	Female ENT Ward	3	1099	21	51	1174	3	1097	21	52	1173
8	Female Medical Ward	4	2068	0	9	2081	4	2063	0	9	2076
9	Female Ophtho Ward	11	875	1	10	897	11	874	1	10	896
10	Female Ortho Ward	0	701	70	50	821	0	694	69	50	813
11	Female Post Operative Ward	0	4	0	0	4	0	4	0	0	4
12	Female Psychiatry Ward	0	139	0	2	141	0	141	0	2	143
13	Female Skin Ward	2	277	17	21	317	2	275	17	21	315
14	Female Surgical Ward	8	1590	57	53	1708	8	1593	57	53	1711
15	Female TB AND Chest Ward	1	154	0	2	157	1	152	0	2	155
16	Female Urology Ward	1	359	26	6	392	1	352	27	7	387
17	Gynaecology	0	1495	0	4	1499	0	1488	0	4	1492
18	ICCU	884	642	3	2	1531	873	639	3	2	1517
19	J	163	358	9	4	534	163	351	9	4	527
20	K	524	705	37	11	1277	525	705	37	11	1278
21	Kaveri Ward	5	228	108	43	384	5	221	104	42	372
22	Krishna ward	169	4	18	0	191	164	4	19	0	187
23	Labour Room	0	4197	0	0	4197	0	4218	0	0	4218
24	M	78	99	4	2	183	78	101	4	2	185
25	Male ENT Ward	1766	3	59	3	1831	1758	3	60	3	1824
26	Male Medical Ward	4127	11	6	0	4144	4125	11	6	0	4142



**IPD Admissions/Discharges - WARDWISE**

Between 01-Jan-2018 00:00:00 &amp; 31-Dec-2018 23:59:59

( The excess number of patients shown as discharges are those that were admitted before 1/1/2018 12:00:00 AM )

S.No.	Ward	Admissions					Discharges				
		Adult		Child		Total	Adult		Child		Total
		Male	Female	Male	Female		Male	Female	Male	Female	
27	Male Ophtho Ward	1145	7	8	0	1160	1147	6	8	0	1161
28	Male Ortho Ward	1089	5	77	1	1172	1099	5	76	1	1181
29	Male Post Operative Ward	0	0	0	0	0	0	0	0	0	0
30	Male Psychiatry Ward	243	0	1	0	244	239	0	1	0	240
31	Male Skin Ward	361	0	13	1	375	363	0	13	1	377
32	Male Surgical Ward	3511	10	52	0	3573	3517	10	50	0	3577
33	Male TB and Chest Ward	212	1	2	0	215	212	2	2	0	216
34	Male Urology Ward	758	0	14	0	772	759	0	14	0	773
35	New Born Ward	0	0	1829	1725	3554	0	0	1840	1727	3567
36	NICU	0	0	768	504	1272	0	0	760	503	1263
37	Paediatrics Ward	0	0	2227	1675	3902	0	0	2234	1683	3917
38	PICU	0	1	446	310	757	0	1	450	313	764
39	PNC Ward	0	0	0	0	0	0	0	0	0	0
40	Post LSCS	0	1	0	0	1	0	1	0	0	1
41	RICU	28	19	0	0	47	27	19	0	0	46
42	SICU	338	164	3	3	508	340	166	3	3	512
	<b>Grand Total</b>	<b>6932</b>	<b>16701</b>	<b>5937</b>	<b>4526</b>	<b>44096</b>	<b>16921</b>	<b>16673</b>	<b>5945</b>	<b>4539</b>	<b>44078</b>

B.L.D.E ( DEEMED TO BE UNIVERSITY)

SHRI.B.M.PATIL MEDICAL COLLEGE HOSPITAL AND RESEARCH CENTRE VIJAYAPUR-586103

STATEMENT SHOWING THE HOSPITAL STATISTICS OF SURGICAL PROCEDURES DEPARTMENT WISE FOR THE MONTH OF JANUARY TO DECEMBER 2018

S/NO	DEPARTMENT	Major/Minor	JAN	FEB	MAR	APRIL	MAY	JUNE	JULY	AUG	SEPT	OCT	NOV	DEC	TOTAL
1	SURGERY	Major	246	242	255	238	252	244	305	290	274	297	320	292	3255
		Minor	689	625	671	651	694	764	794	854	797	880	815	923	9157
2	ENT	Major	68	56	58	59	82	62	72	71	60	67	63	65	753
		Minor	493	454	414	498	509	571	602	610	654	728	701	747	6981
3	ORTHO	Major	67	64	50	54	65	65	64	69	57	67	69	71	762
		Minor	372	355	413	359	415	400	420	417	386	393	402	375	4707
4	UROLOGY	Major	71	59	64	62	64	67	64	73	63	65	51	56	759
		Minor	72	68	77	73	72	77	79	72	74	82	69	71	886
5	OPHTHALMIC	Major	161	119	150	139	161	193	185	155	128	124	135	132	1782
		Minor	312	315	329	312	310	306	349	366	330	336	313	355	3933
6	LSCS	Major	212	182	197	172	209	203	205	206	182	181	149	140	2238
		Minor	-	-	-	-	-	-	-	-	-	-	-	-	-
7	TUBECTOMY	Major	47	47	49	55	69	46	52	50	48	38	31	35	567
		Minor	-	-	-	-	-	-	-	-	-	-	-	-	-
8	GYN	Major	51	62	42	65	64	68	65	67	75	52	64	64	745
		Minor	292	239	256	227	279	267	293	278	269	264	277	276	3217
9	CHEST & TB	Major	-	2	-	-	-	-	-	-	-	-	-	-	2
		Minor	1	5	8	2	6	5	4	2	1	2	2	2	40
10	DENTAL	Major	-	-	-	-	-	-	-	-	-	-	-	-	-
		Minor	670	706	949	691	855	898	883	763	697	731	779	748	9370
11	NEURO SURGERY	Major	-	-	-	-	-	-	-	-	1	12	13	12	38
		Minor	-	-	-	-	-	-	-	-	-	-	1	-	1
12	PAEDIATRIC SUR	Major	13	8	19	16	24	21	11	24	14	14	10	20	194
		Minor	7	2	-	2	2	2	2	5	2	2	3	4	33
13	PLASTIC SUR	Major	-	-	-	-	-	-	-	-	-	-	-	-	-
		Minor	-	-	-	-	-	-	-	-	-	-	-	-	-
TOTAL			3850	3610	4001	3675	4132	4259	4449	4372	4112	4335	4267	4388	49450

MAJOR = 11123

GRAND TOTAL = 49450

MINOR = 38325



**B.L.D.E(DEEMED TO BE UNIVERSITY  
Shri.B.M.Patil Medical College,Hospital and Research Centre,Vijayapura- 586 103**

**OPD CENSUS**

**Between 01-Jan-19 12:00:00 AM 31-Dec-19 11:59:59 PM**

Department	New Male Adult	New Female Adult	New Male Child	New Female Child	New Total	Old Male Adult	Old Female Adult	Old Male Child	Old Female Child	Old Total	Grand Total
cardio thorasic Surgery	0	0	0	0	0	0	0	0	0	0	0
Dentistry	10835	9841	1581	1202	23459	3190	2184	65	59	5498	28957
Dermatology	19638	15042	2786	2157	39623	4315	3087	692	458	8552	48175
Emergency Medicine	6573	4044	124	71	10812	18	9	1	0	28	10840
Endocrinology	413	640	28	42	1123	6	2	0	2	10	1133
ENT	17468	14061	2962	2223	36714	4194	3760	986	689	9629	46343
Medical Oncology	52	26	0	0	78	0	1	0	0	1	79
Medicine	62014	46347	417	360	109138	15849	11499	19	18	27385	136523
Neuro Surgery	592	450	25	24	1091	4	1	0	1	6	1097
OBG	0	40289	0	128	40417	0	9442	0	34	9476	49893
Ophthalmology	20085	16822	996	806	38709	4721	3998	181	120	9020	47729
Orthopaedics	23991	17547	1639	888	44065	4969	3568	266	177	8980	53045
Paediatrics	0	0	26045	20184	46229	0	0	5322	4195	9517	55746
Paediatrics Surgery	18	11	265	142	436	0	0	3	3	6	442
Psychiatry	6942	4637	165	98	11842	1510	1051	22	17	2600	14442
Respiratory Medicine	1907	1200	17	9	3133	407	263	2	3	675	3808
Surgery	32327	21025	1470	818	55640	11647	7873	148	87	19755	75395
TB and Chest	3679	2400	31	21	6131	1099	682	7	4	1792	7923
Urology	6487	3237	212	81	10017	1853	942	24	17	2836	12853
	<b>213021</b>	<b>197619</b>	<b>38763</b>	<b>29254</b>	<b>478657</b>	<b>53782</b>	<b>48362</b>	<b>7738</b>	<b>5884</b>	<b>115766</b>	<b>594423</b>

1629

*Amr*

## IPD Admissions/Discharges - Department - wise

From 01-Jan-2019 00:00:00 &amp; 31-Dec-2019 23:59:59

S.No.	Department	Admissions					Discharges				
		Adult		Child		Total	Adult		Child		Total
		Male	Female	Male	Female		Male	Female	Male	Female	
1	-	0	0	0	0	0	0	0	0	0	0
2	Dentistry	5	1	0	0	6	5	1	0	0	6
3	Dermatology	590	320	28	22	960	583	319	27	22	951
4	Emergency Medicine	715	417	0	0	1132	653	377	0	0	1030
5	Endocrinology	13	13	0	1	27	13	13	0	1	27
6	ENT	954	650	119	107	1830	953	650	118	106	1827
7	Medicine	7129	4506	23	16	11674	7149	4511	23	16	11699
8	Nephrology	108	57	2	0	167	109	57	2	0	168
9	Neuro Surgery	104	53	6	9	172	108	58	6	9	181
10	OBG	0	5835	0	7	5842	0	5813	0	7	5820
11	Ophthalmology	1556	1222	29	10	2817	1556	1212	28	10	2806
12	Orthopaedics	1405	796	192	99	2492	1397	816	195	98	2506
13	Paediatrics	1	0	4692	3511	8204	1	0	4691	3507	8199
14	Paediatrics Surgery	3	1	67	36	107	3	1	73	37	114
15	Plastic Surgery	22	14	1	7	44	22	14	1	7	44
16	Psychiatry	557	311	8	2	878	550	306	8	2	866
17	Respiratory Medicine	67	38	0	1	106	48	26	0	1	75
18	Surgery	4010	1869	275	133	6287	3995	1866	274	132	6267
19	TB and Chest	180	157	0	0	337	187	164	0	0	351
20	Urology	750	291	30	6	1077	748	291	30	6	1075
	<b>Grand Total</b>	<b>18169</b>	<b>16551</b>	<b>5472</b>	<b>3967</b>	<b>44159</b>	<b>18080</b>	<b>16495</b>	<b>5476</b>	<b>3961</b>	<b>44012</b>

*Handwritten signature*

*Handwritten signature*



**B.L.D.E.(DEEMED TO BE UNIVERSITY)**  
**SHRI.B.M.PATIL MEDICAL COLLEGE HOSPITAL AND VIJYAPUR**

**STATEMENT SHOWING THE HSAPITAL STATISTICS OF SURGICAL PROCEDURES FOR THE MONTH JANUARY 2019 TO DECEMBER 2019**

S/No	Dept		JAN	FEB	MAR	APRIL	MAY	JUNE	JULY	AUG	SEPT	OCTO	NOV	DEC	TOTAL
1	Surgery	Major	296	258	265	291	285	321	303	238	221	224	224	313	3259
		Minor	713	603	683	671	732	810	749	677	611	617	639	674	8179
		Day care( Minor)	231	196	214	237	335	259	240	220	291	299	294	333	3149
2	ENT	Major	59	80	69	51	78	55	84	76	59	65	61	53	790
		Minor	375	334	372	364	361	340	383	367	347	342	343	333	4261
		Day Care( Minor)	400	351	403	396	416	342	376	350	348	357	345	353	4437
3	ORTHO	Major	65	59	73	57	69	80	92	106	99	76	116	124	1016
		Minor	348	333	358	360	417	392	530	492	517	498	521	405	5171
		Daycare (Minor)	71	60	78	63	73	53	108	108	101	90	143	170	1118
4	OBG/GYN	Major	62	48	61	68	70	70	86	58	51	41	46	80	741
		Minor	153	141	143	137	143	122	179	203	174	185	179	154	1913
		Daycare (Minor)	151	139	151	141	166	124	162	162	142	173	179	178	1868
5	LSCS	Major	117	92	110	125	125	119	139	157	132	149	162	144	1571
	TUBECTOMY	Major	34	28	21	37	32	31	51	40	38	38	40	28	418

S/No	Dept		JAN	FEB	MAR	APRIL	MAY	JUNE	JULY	AUG	SEPT	OCTO	NOV	DEC	TOTAL
6	UROLOGY	Major	56	55	76	66	79	68	39	36	37	43	61	70	686
		Minor	7	12	6	7	7	3	12	9	4	3	5	6	81
		Daycare (Minor)	74	76	79	83	81	75	85	81	74	72	73	67	920
7	OPHTHALMIC	Major	121	150	147	160	171	152	266	248	170	155	157	209	2106
		Minor	317	290	302	291	302	296	320	306	292	283	277	294	3570
		Daycare (Minor)	62	41	58	38	35	31	14	16	24	29	41	23	412
8	NEURO	Major	9	14	17	17	19	13	29	15	17	15	21	16	202
		Minor	-	-	-	-	-	2	-	-	1	-	1	2	6
8	PAEDIATRIC SUR	Major	24	15	16	21	12	11	16	10	11	11	11	7	165
		Minor	1	4	3	11	4	7	7	3	1	-	1	2	44
9	DENTISTRY	Major	-	-	-	-	-	-	-	-	-	-	-	-	-
		Minor	870	651	896	720	701	755	972	764	737	726	710	652	9154
10	CHEST & TB	Major	-	-	-	-	-	-	-	-	-	-	-	4	21
		Minor	-	3	3	3	-	3	1	1	2	1	-	4	105
11	PLASTIC SUR	Major	1	10	6	13	16	9	11	9	12	8	6	4	62
		Minor	2	2	1	11	5	4	9	6	2	10	8	2	62
	TOTAL		4619	4045	4611	4439	4734	4547	5263	4758	4515	4510	4684	4700	55425

MAJOR 11059  
 MINOR 32462  
 DAY CARE (MINOR) 11904  
 TOTAL 55425


*A. 11/8/22*

BLDE (DEEMED TO BE UNIVERSITY)

Shri.B.M.Patil Medical College, Hospital and Research Centre Vijaypur

Statement Showing the Hospital Statistics of IPD  
For the Month of January - 2020 to December- 2020

S.No	DEPARMENT	OLD SOFTWARE	NEW SOFTWARE	TOTAL
01	CARDIOLOGY	-	8	8
02	DENTISTRY	5	-	5
03	DERMOTOLOGY	310	31	341
04	EMEEGENCY MEDCINE	1214	154	1368
05	ENDOCRONIOLOGY	-	-	-
06	ENT	499	151	650
07	MEDICINE	4891	1369	6260
08	NEUROLOGY	-	3	3
09	NEURO SURGERY	-	108	108
10	OBGY	3342	1224	4566
11	ONCOLOGY MEDICAL	-	-	-
12	OPHTHALMOLOGY	841	268	1109
13	ORTHOPAEDICS	793	279	1072
14	PAEDIATRICS	4059	1317	5376
15	PAEDIATRICS ENDOCRONIOLOGY	-	-	-
16	PSYCHIATRY	174	29	203
17	RADIOLOGY	-	-	-
18	RESPIRATORY MEDICINE	201	50	251
19	SURGERY	2502	566	3068
20	UROLOGY	390	98	488
TOTAL		19221	5655	24876

  
Medical Record Officer  
Dept. of Medical Records  
BLDE (Deemed to be University)  
Shri B. M. Patil Medical College  
Hospital & R.C. VIJAYAPURA-586103.




**BLDE (DEEMED TO BE UNIVERSITY)**

**Shri.B.M.Patil Medical College, Hospital and Research Centre Vijaypur**

**Statement Showing the Hospital Statistics of OPD (OLD AND NEW)  
For the Month of January - 2020 to December- 2020**

S.No	DEPARMENT	OLD SOFTWARE	NEW SOFTWARE	TOTAL
01	CARDIOLOGY	-	33	33
02	DENTISTRY	7400	1271	8671
03	DERMOTOLOGY	15347	4943	20290
04	EMEEGENCY MEDCINE	15997	3891	19888
05	ENDOCRONIOLOGY	-	6	6
06	ENT	13795	2987	16782
07	MEDICINE	41007	9115	50122
08	NEUROLOGY	-	38	38
09	NEURO SURGERY	1	1142	1143
10	OBGY	16946	3646	20592
11	ONCOLOGY MEDICAL	58	6	64
12	OPHTHALMOLOGY	13458	2651	16109
13	ORTHOPAEDICS	18708	3416	22124
14	PAEDIATRICS	19185	4595	23780
15	PAEDIATRICS ENDOCRONIOLOGY	-	58	58
16	PSYCHIATRY	4262	894	5156
17	RADIOLOGY	-	1	1
18	RESPIRATORY MEDICINE	3629	488	4117
19	SURGERY	22299	3504	25803
20	UROLOGY	4055	711	4766
<b>TOTAL</b>		<b>196147</b>	<b>43396</b>	<b>239543</b>

  
**Medical Record Officer**  
**Dept. of Medical Records**  
**BLDE (Deemed to be University)**  
**Shri B. M. Patil Medical College**  
**Hospital & R.C. VIJAYAPURA-586103.**



**BLDE (DEEMD TO BE UNIVERSITY)**  
**SHRI.B.M.PATIL MEDICAL COLLEGE HOSPITAL & RC VIJAYAPUR**

*Statement showing the hospital statistics Surgical procedures Department wise for the month of JANUARY- 2020 To DECEMBER - 2020*

S.No	Department.	Major /Minor	Jan	Feb	Mar	April	May	June	July	Aug	Sep	Octo	Nov	Dec	Total
1	Surgery	Major	320	281	225	32	55	125	80	69	62	50	60	86	1445
		Minor	718	657	494	177	234	472	362	305	306	310	321	435	4794
		Daycare (Minor)	343	375	295	_	4	217	100	94	198	212	238	351	2427
2	ENT	Major	55	70	42	3	7	27	18	3	12	26	28	39	330
		Minor	299	306	230	95	80	102	72	4	88	106	120	92	1594
		Daycare (Minor)	305	280	218	93	87	109	56	_	67	88	80	84	1467
3	ORTHO	Major	87	100	70	16	41	75	22	6	20	28	35	55	555
		Minor	461	396	353	54	82	78	63	51	45	54	64	67	1768
		Daycare (Minor)	164	131	120	66	112	112	46	_	45	94	91	85	1066
4	OBG/GYN	Major	92	103	81	7	10	30	7	8	8	6	18	16	386
		Minor	177	128	102	7	13	11	12	8	7	6	10	12	493
		Daycare (Minor)	196	155	112	_	_	52	72	104	104	116	117	127	1158
5	LSCS	Major	162	140	141	151	125	118	122	124	111	85	106	105	1490
	TUBECTOMY	Major	28	30	30	29	29	19	28	27	25	23	21	33	322
6	UROLOGY	Major	73	65	35	8	17	45	7	6	4	11	18	15	304
		Minor	7	6	2	_	1	8	1	1	1	2	2	3	34
		Daycare (Minor)	71	74	63	23	29	50	28	27	22	17	25	15	444
7	OPTH	Major	169	203	134	_	12	57	65	_	12	8	71	151	882
		Minor	307	283	223	52	68	116	53	1	44	62	87	124	1420
		Daycare (Minor)	16	13	4	_	_	34	31	_	4	_	_	_	102
8	NEURO SUR	Major	22	14	18	10	10	21	13	11	10	14	9	14	166
		Minor	_	_	_	_	1	_	1	_	1	_	_	_	3
9	PAEDI SUR	Major	8	9	2	8	8	8	_	_	_	_	_	_	43
		Minor	1	1	1	1	1	2	_	_	_	_	_	_	7

*Amrta*  
**Medical Record Officer**  
**Dept. of Medical Records**  
**BLDE (Deemed to be University)**  
**Shri B. M. Patil Medical College**

S.No	Department.	Major /Minor	Jan	Feb	Mar	April	May	June	July	Aug	Sep	Octo	Nov	Dec	Total
10	DENTAL	Major	2	2	4	3	2	2	1	_	1	_	3	5	25
		Minor	646	636	381	9	_	29	9	_	29	122	245	280	2386
11	CHEST & TB	Minor	5	2	_	_	1	2	_	_	_	_	2	3	15
12	PLASTIC SUR	Major	_	_	_	_	_	_	_	_	_	_	_	_	_
		Minor	_	_	_	_	_	_	_	_	_	_	_	_	_
	TOTAL		4734	4460	3383	844	1029	1921	1272	849	1226	1440	1771	2197	25126

Major : 5946  
Minor : 12514  
Day care : 6664  
Total : 25126

*kochi*  
Medical Record Officer  
Dept. of Medical Records  
BLDE (Deemed to be University)  
Shri B. M. Patil Medical College  
Hospital & R.C. VIJAYAPURA-586103.