



**BLDE**

**(DEEMED TO BE UNIVERSITY)**

Declared as Deemed to be University u/s 3 of UGC Act, 1956

**The Constituent College**

**SHRI B. M. PATIL MEDICAL COLLEGE, HOSPITAL & RESEARCH CENTRE,  
VIJAYAPURA**

**STRUCTURED FEEDBACK  
ANALYSIS ON CURRICULA**

**2019-20**

**BLDE**  
**(Deemed to be University)**

**STRUCTURED FEEDBACK ANALYSIS REPORT ON CURRICULA**

Feedback is a powerful tool that can be utilized for the progressive development of any open system, more to an educational system like a University. Feedback is collected from all the stakeholders like the *students, teachers, employers, alumni and professionals* of the same discipline working elsewhere.

The feedback analysis committee, which includes a statistician, meticulously sorted out the feedback responses of each parameter in the feedback format, tallied the total numbers in each category and depicted the same graphically in the form of bar diagram. This was done for better understanding by the Curriculum Committee in revising the curricula.

The analysis done by this committee is summarized below, according to year and stakeholder.

**2019-20 STRUCTURED FEEDBACK ANALYSIS ON**  
**CURRICULUM**

<b>S. No</b>	<b>Stakeholder</b>
1	Student
2	Teachers
3	Employers
4	Alumni
5	Professionals

## 1. STUDENT FEEDBACK ANALYSIS ON CURRICULUM 2019-20

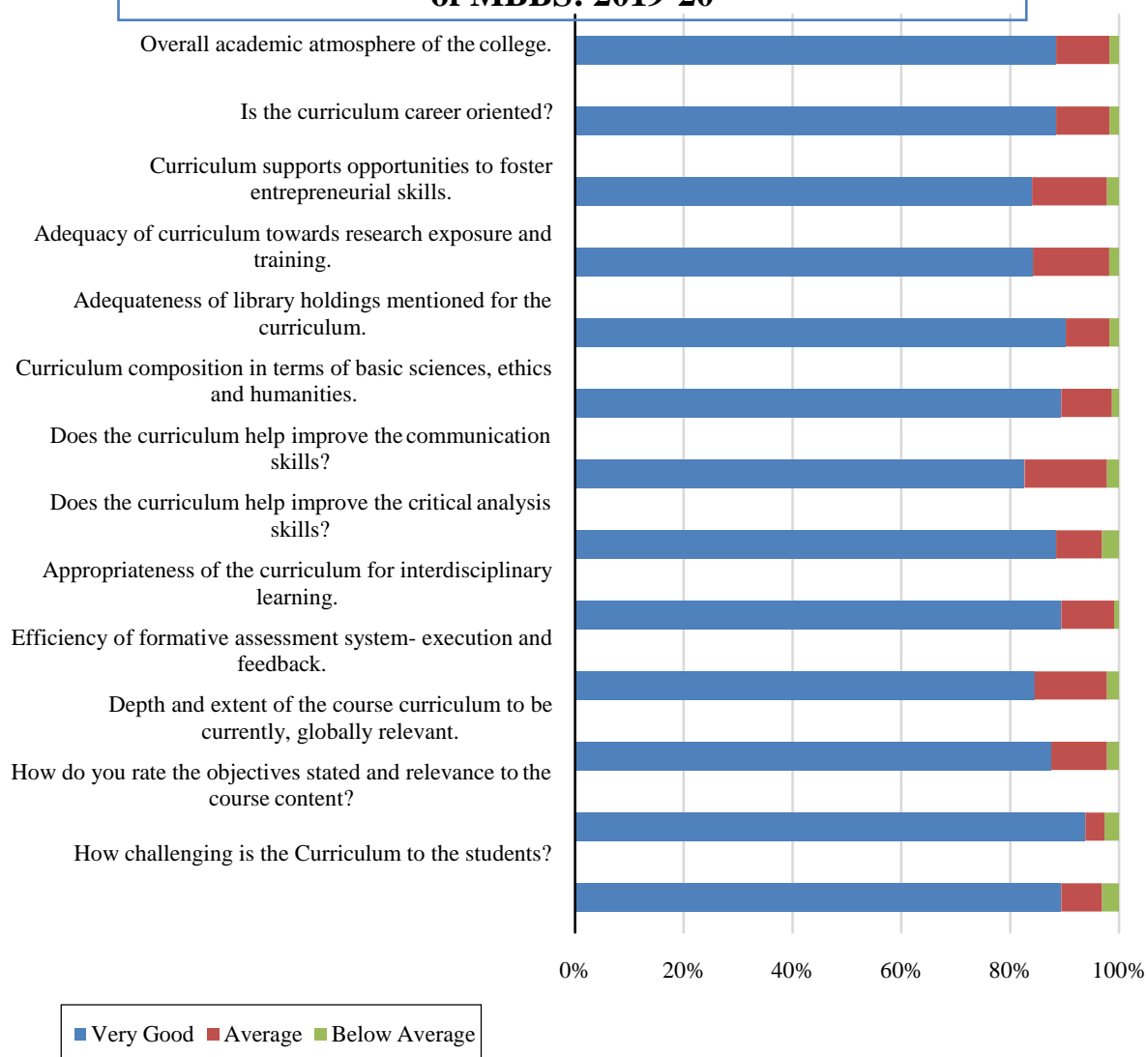
### 1a. Analysis of Student Feedback on Pre-Clinical Curriculum of MBBS: 2019-20

Total no of feedbacks (n) = 225

S. No	Parameter	Very Good A	Average B	Below Average C
1.	How challenging is the curriculum to the students?	201 (89.33%)	17 (7.56%)	7 (3.11%)
2.	How do you rate the objectives stated and relevance to the course content?	211 (93.78%)	8 (3.56%)	6 (2.67%)
3.	Depth and extent of the course curriculum to be currently, globally relevant.	197 (87.56%)	23 (10.22%)	5 (2.22%)
4.	Efficiency of formative assessment system-execution and feedback.	190 (84.44%)	30 (13.33%)	5 (2.22%)
5.	Appropriateness of the curriculum for interdisciplinary learning.	201 (89.33%)	22 (9.78%)	2 (0.89%)
6.	Does the curriculum help improve the critical analysis skills?	199 (88.44%)	19 (8.44%)	7 (3.11%)
7.	Does the curriculum help improve the communication skills?	186 (82.67%)	34 (15.11%)	5 (2.22%)
8.	Curriculum composition in terms of basic sciences, ethics and humanities	201 (89.33%)	21 (9.33%)	3 (1.33%)
9.	Adequateness of library holdings mentioned for the curriculum.	203 (90.22%)	18 (8.00%)	4 (1.78%)
10.	Adequacy of curriculum towards research exposure and training.	186 (82.67%)	31 (13.78%)	15 (6.67%)
11.	Curriculum supports opportunities to foster entrepreneurial skills.	189 (84.00%)	31 (13.78%)	5 (2.22%)
12.	Is the curriculum career oriented?	199 (88.44%)	22 (9.78%)	4 (1.78%)
13.	Overall academic atmosphere of the college.	199 (88.44%)	22 (9.78%)	4 (1.78%)

Any other comments/suggestions:

## Analysis of Student Feedback on Pre-Clinical Curriculum of MBBS: 2019-20



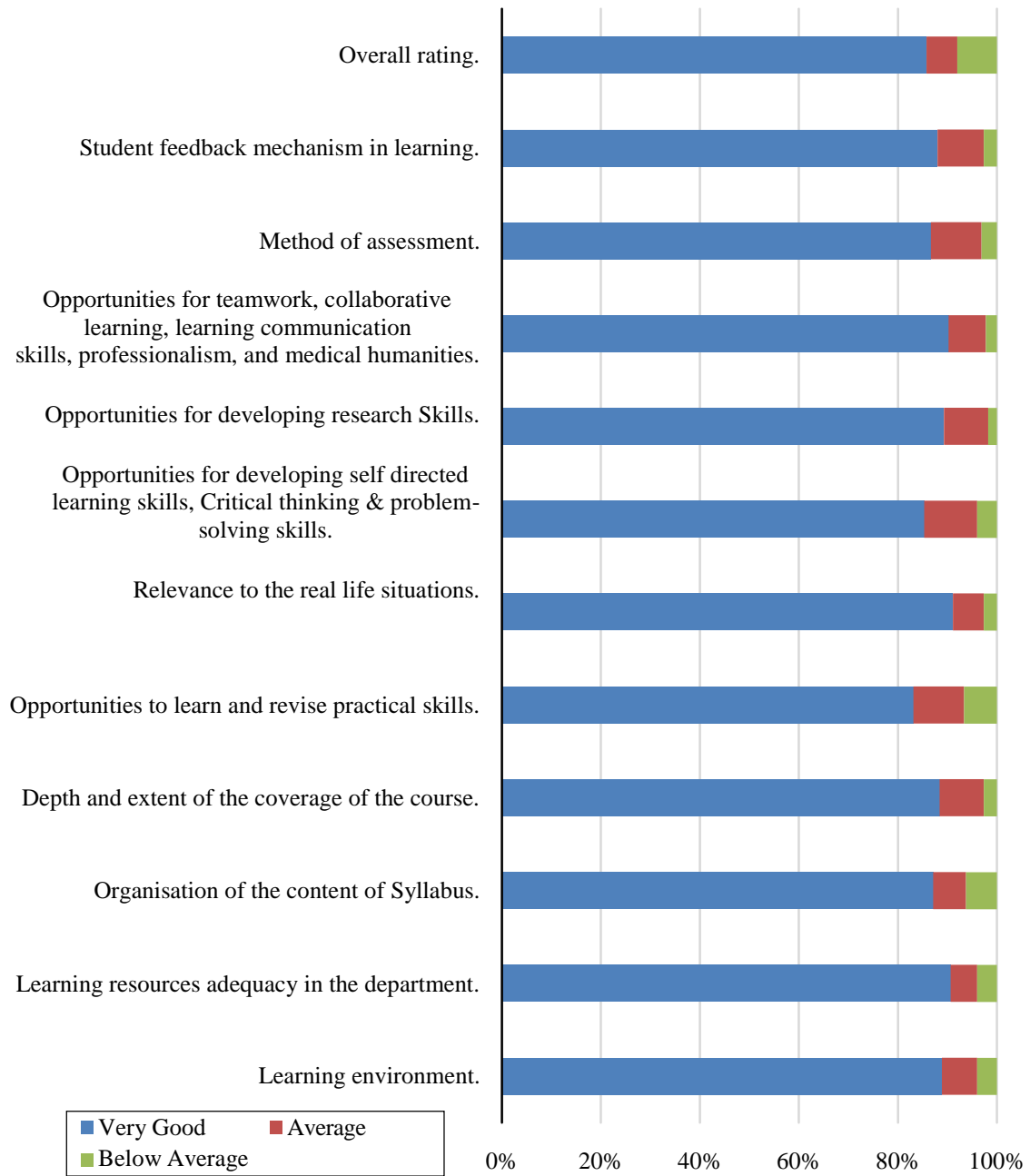
**1b. Analysis of Student Feedback on Para-Clinical Curriculum of MBBS: 2019-20**

Total no of feedbacks (n) = 225

<b>S. No</b>	<b>Parameter</b>	<b>Very Good A</b>	<b>Average B</b>	<b>Below Average C</b>
1.	Learning environment.	200 (88.89%)	16 (7.11%)	9 (4.00%)
2.	Learning resources adequacy in the department.	204 (90.67%)	12 (5.33%)	9 (4.00%)
3.	Organization of the content of Syllabus.	196 (87.11%)	15 (6.67%)	14 (6.22%)
4.	Depth and extent of the coverage of the course.	199 (88.44%)	20 (8.89%)	6 (2.67%)
5.	Opportunities to learn and revise practical skills.	187 (83.11%)	23 (10.22%)	15 (6.67%)
6.	Relevance to the real life situations.	205 (91.11%)	14 (6.22%)	6 (2.67%)
7.	Opportunities for developing self-directed learning skills, Critical thinking & problem- solving skills.	192 (85.33%)	24 (10.67%)	9 (4.00%)
8.	Opportunities for developing research Skills.	201 (89.33%)	20 (8.89%)	4 (1.78%)
9.	Opportunities for teamwork, collaborative learning, learning communication skills, professionalism, and medical humanities.	203 (90.22%)	17 (7.56%)	5 (2.22%)
10.	Method of assessment.	195 (86.67%)	23 (10.22%)	7 (3.11%)
11.	Student feedback mechanism in Learning.	198 (88.00%)	21 (9.33%)	6 (2.67%)
12.	Overall rating.	193 (85.78%)	14 (6.22%)	18 (8.00%)

Any other comments/suggestions:

## Analysis of Student Feedback on Para-Clinical Curriculum of MBBS: 2019-20



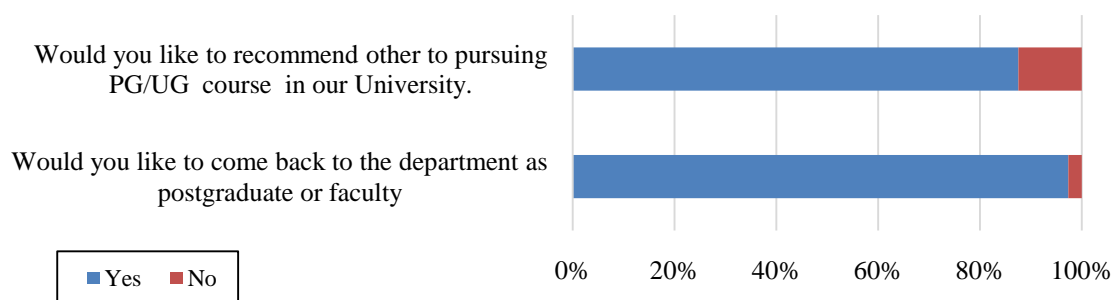
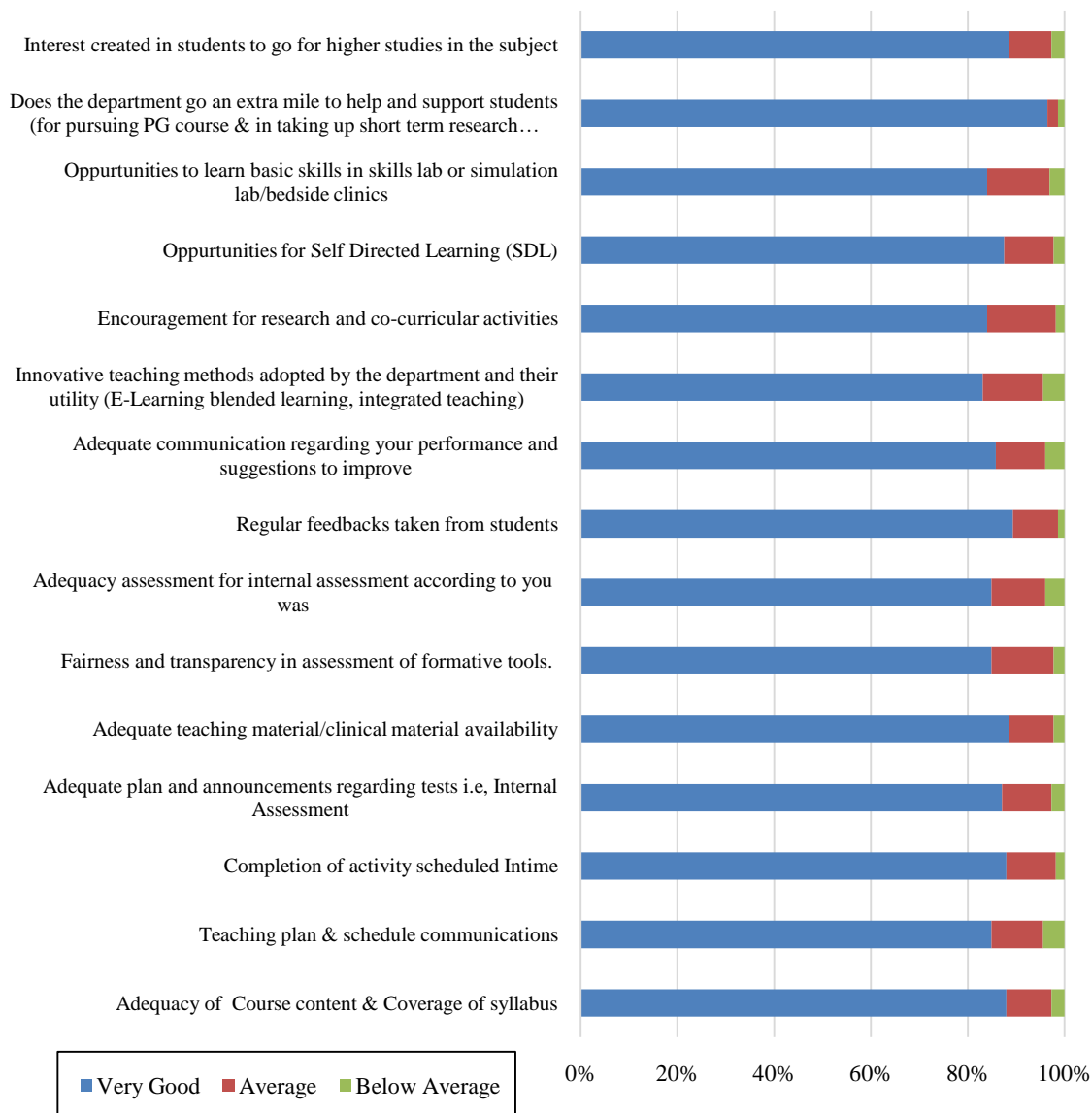
### 1c. Analysis of Student Feedback on Clinical Curriculum of MBBS -2019-20

Total no of feedbacks (n) = 225

S. No	Parameter	Very Good A		Average B		Below Average C	
1.	Adequacy of course content & Coverage of syllabus.	198 (88.00%)		21 (9.33%)		6 (2.67%)	
2.	Teaching plan & schedule communications.	191 (84.89%)		24 (10.67%)		10 (4.44%)	
3.	Completion of activity scheduled In time.	198 (88.00%)		23 (10.22%)		4 (1.78%)	
4.	Adequate plan and announcements regarding tests i.e., Internal Assessment.	196 (87.11%)		23 (10.22%)		6 (2.67%)	
5.	Adequate teaching material/clinical material availability.	199 (88.44%)		21 (9.33%)		5 (2.22%)	
6.	Fairness and transparency in assessment of formative tools.	191 (84.89%)		29 (12.89%)		5 (2.22%)	
7.	Adequacy assessment for internal assessment according to you was.	191 (84.89%)		25 (11.11%)		9 (4.00%)	
8.	Regular feedbacks taken from students.	201 (89.33%)		21 (9.33%)		3 (1.33%)	
9.	Adequate communication regarding your performance and suggestions to improve.	193 (85.78%)		23 (10.22%)		9 (4.00%)	
10.	Innovative teaching methods adopted by the department and their utility (E-Learning blended learning, integrated teaching).	187 (83.11%)		28 (12.44%)		10 (4.44%)	
11.	Encouragement for research and co-curricular activities.	189 (84.00%)		32 (14.22%)		4 (1.78%)	
12.	Opportunities for Self-Directed Learning (SDL).	197 (87.56%)		23 (10.22%)		5 (2.22%)	
13.	Opportunities to learn basic skills in skills lab or simulation lab/bedside clinics.	189 (84.00%)		29 (12.89%)		7 (3.11%)	
14.	Does the department go an extra mile to help and support students (for pursuing PG course & in taking up short term research projects)?	217 (96.44%)		5 (2.22%)		3 (1.33%)	
15.	Interest created in students to go for higher studies in the subject.	199 (88.44%)		20 (8.89%)		6 (2.67%)	
16.	Would you like to come back to the department as postgraduate or faculty?	Yes	219 (97.33%)	No	6 (2.67%)		
17.	Would you like to recommend other to pursuing PG/UG course in our University?		197 (87.56%)		28 (12.44%)		



## Analysis of Student Feedback on Clinical Curriculum of MBBS -2019-20



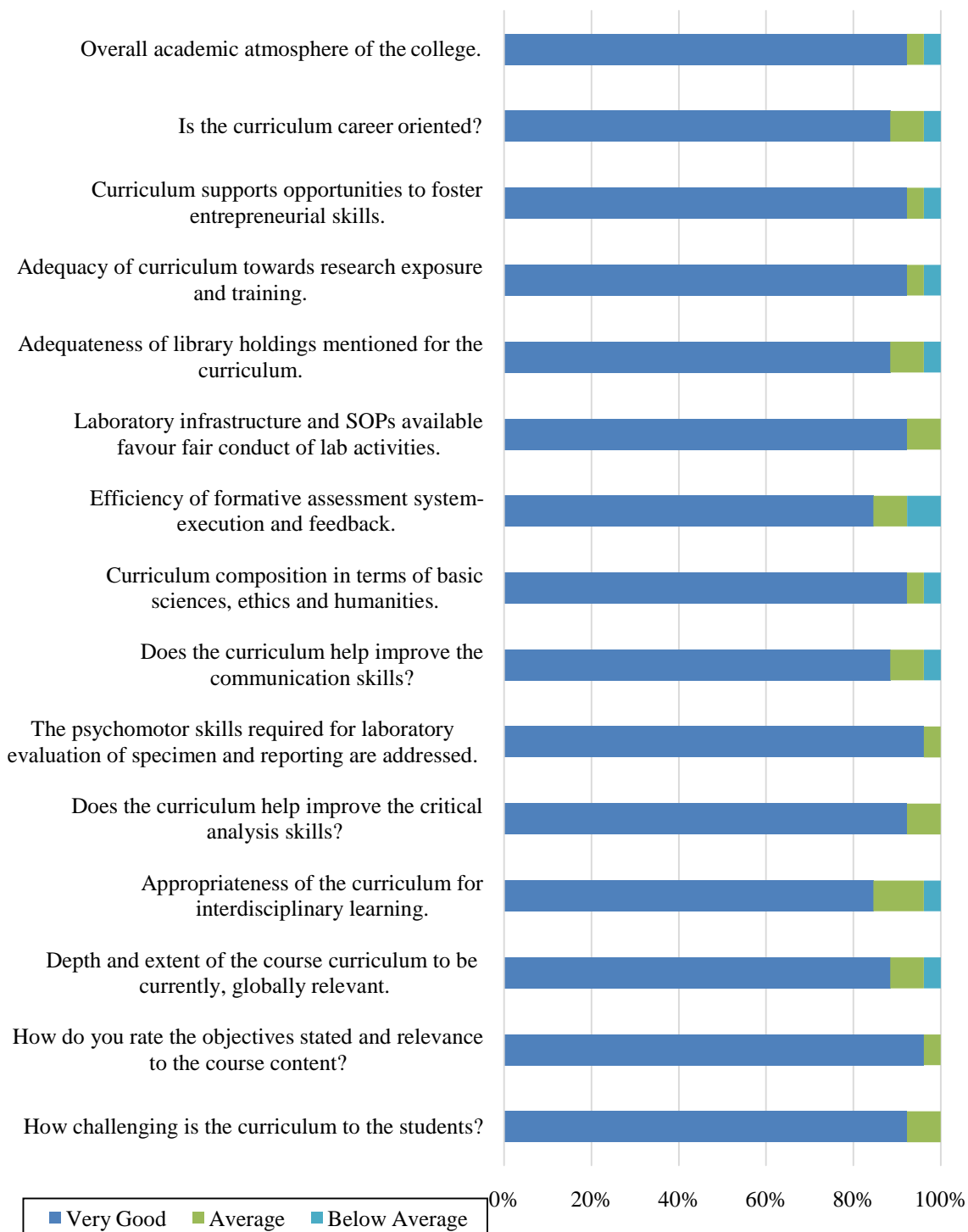
**1d. Analysis of PG Student Feedback on Para-Clinical Curriculum of PG: 2019-20**

Total no of feedbacks (n) = 07

<b>S. No</b>	<b>Parameter</b>	<b>Very Good A</b>	<b>Average B</b>	<b>Below Average C</b>
1.	How challenging is the Curriculum to the students?	5 (71.43%)	2 (28.57%)	0 (0.00%)
2.	How do you rate the objectives stated and relevance to the course content?	6 (85.71%)	1 (14.29%)	0 (0.00%)
3.	Depth and extent of the course curriculum to be currently, globally relevant.	5 (71.43%)	1 (14.29%)	1 (14.29%)
4.	Appropriateness of the curriculum for interdisciplinary learning.	6 (85.71%)	1 (14.29%)	0 (0.00%)
5.	Does the curriculum help improve the critical analysis skills?	6 (85.71%)	1 (14.29%)	0 (0.00%)
6.	The psychomotor skills required for laboratory evaluation of specimen and reporting are addressed.	5 (71.43%)	1 (14.29%)	1 (14.29%)
7.	Does the curriculum help improve the communication skills?	6 (85.71%)	1 (14.29%)	0 (0.00%)
8.	Curriculum composition in terms of basic sciences, ethics and humanities	5 (71.43%)	1 (14.29%)	1 (14.29%)
9.	Efficiency of formative assessment system- execution and feedback.	5 (71.43%)	2 (28.57%)	0 (0.00%)
10.	Laboratory infrastructure and SOPs available favor fair conduct of lab activities.	6 (85.71%)	1 (14.29%)	0 (0.00%)
11.	Adequateness of library holdings mentioned for the curriculum.	5 (71.43%)	1 (14.29%)	1 (14.29%)
12.	Adequacy of curriculum towards research exposure and training.	5 (71.43%)	1 (14.29%)	1 (14.29%)
13.	Curriculum supports opportunities to foster entrepreneurial skills.	6 (85.71%)	1 (14.29%)	0 (0.00%)
14.	Is the curriculum career oriented?	5 (71.43%)	1 (14.29%)	1 (14.29%)
15.	Overall academic atmosphere of the college.	6 (85.71%)	1 (14.29%)	0 (0.00%)

Any other comments/suggestions:

## Analysis of PG Student Feedback on Para-Clinical Curriculum of PG: 2019-20



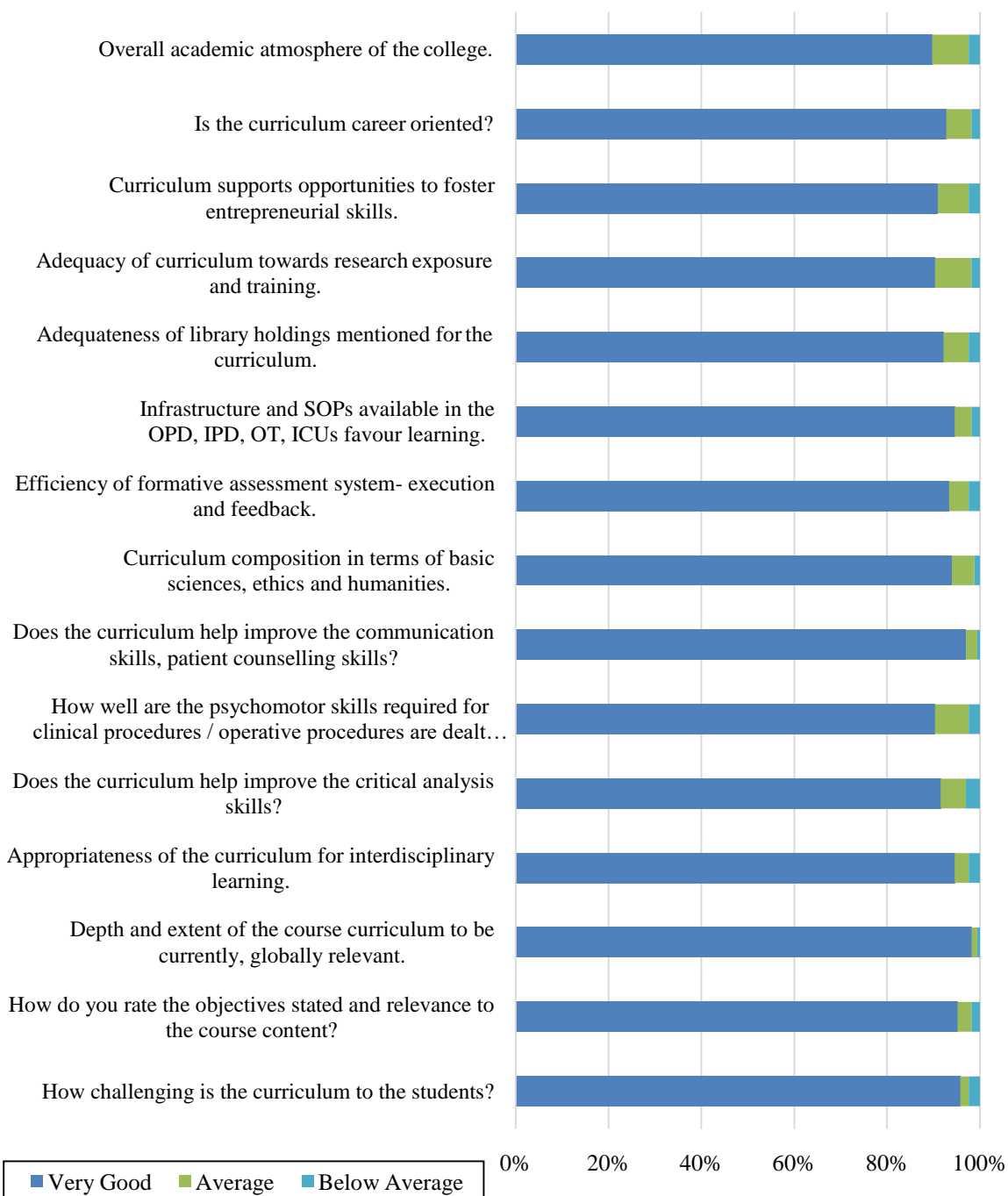
**1e. Analysis of PG Student Feedback on Clinical Curriculum of PG: 2019-20**

Total no of feedbacks (n) = 61

<b>S. No</b>	<b>Parameter</b>	<b>Very Good A</b>	<b>Average B</b>	<b>Below Average C</b>
1.	How challenging is the curriculum to the students?	57 (93.44%)	3 (4.92%)	1 (1.64%)
2.	How do you rate the objectives stated and relevance to the course content?	56 (91.80%)	3 (4.92%)	2 (3.28%)
3.	Depth and extent of the course curriculum to be currently, globally relevant.	57 (93.44%)	3 (4.92%)	1 (1.64%)
4.	Appropriateness of the curriculum for interdisciplinary learning.	56 (91.80%)	3 (4.92%)	2 (3.28%)
5.	Does the curriculum help improve the critical analysis skills?	56 (91.80%)	4 (6.56%)	1 (1.64%)
6.	How well the psychomotor skills required for clinical procedures / operative procedures are dealt with (Taught)?	59 (96.72%)	2 (3.28%)	0 (0.00%)
7.	Does the curriculum help improve the communication skills, patient counseling skills?	58 (95.08%)	2 (3.28%)	1 (1.64%)
8.	Curriculum composition in terms of basic sciences, ethics and humanities.	57 (93.44%)	4 (6.56%)	0 (0.00%)
9.	Efficiency of formative assessment system- execution and feedback.	58 (95.08%)	2 (3.28%)	1 (1.64%)
10.	Infrastructure and SOPs available in the OPD, IPD, OT, ICUs favor learning.	56 (91.80%)	4 (6.56%)	1 (1.64%)
11.	Adequateness of library holdings mentioned for the curriculum.	57 (93.44%)	3 (4.92%)	1 (1.64%)
12.	Adequacy of curriculum towards research exposure and training.	58 (95.08%)	2 (3.28%)	1 (1.64%)
13.	Curriculum supports opportunities to foster entrepreneurial skills.	58 (95.08%)	3 (4.92%)	0 (0.00%)
14.	Is the curriculum career oriented?	57 (93.44%)	3 (4.92%)	1 (1.64%)
15.	Overall academic atmosphere of the college.	58 (95.08%)	2 (3.28%)	1 (1.64%)

Any other comments/suggestions:

## Analysis of PG Student Feedback on Clinical Curriculum of PG: 2019-20

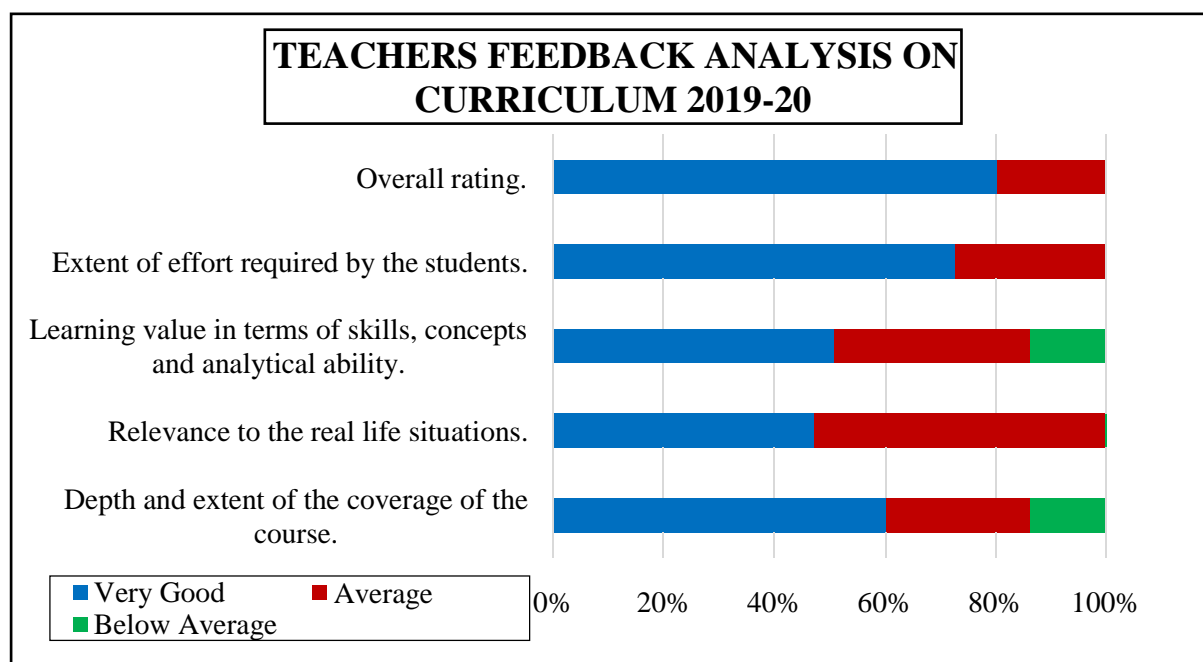


## 2. TEACHERS FEEDBACK ANALYSIS ON CURRICULUM 2019-20

Total no of feedbacks (n) = 55

S. No	Parameter	A Very Good	B Average	C Below Average
1.	Depth and extent of the coverage of the course.	34 (61.82%)	14 (25.45%)	7 (12.73%)
2.	Relevance to the real life situations.	26 (47.27%)	28 (50.91%)	1 (1.82%)
3.	Learning value in terms of skills, concepts and analytical ability.	28 (50.91%)	19 (34.55%)	8 (14.55%)
4.	Extent of effort required by the students.	40 (72.73%)	15 (27.27%)	0 (0.00%)
5.	Overall rating.	45 (81.82%)	10 (18.18%)	0 (0.00%)

Any other comments/suggestions:



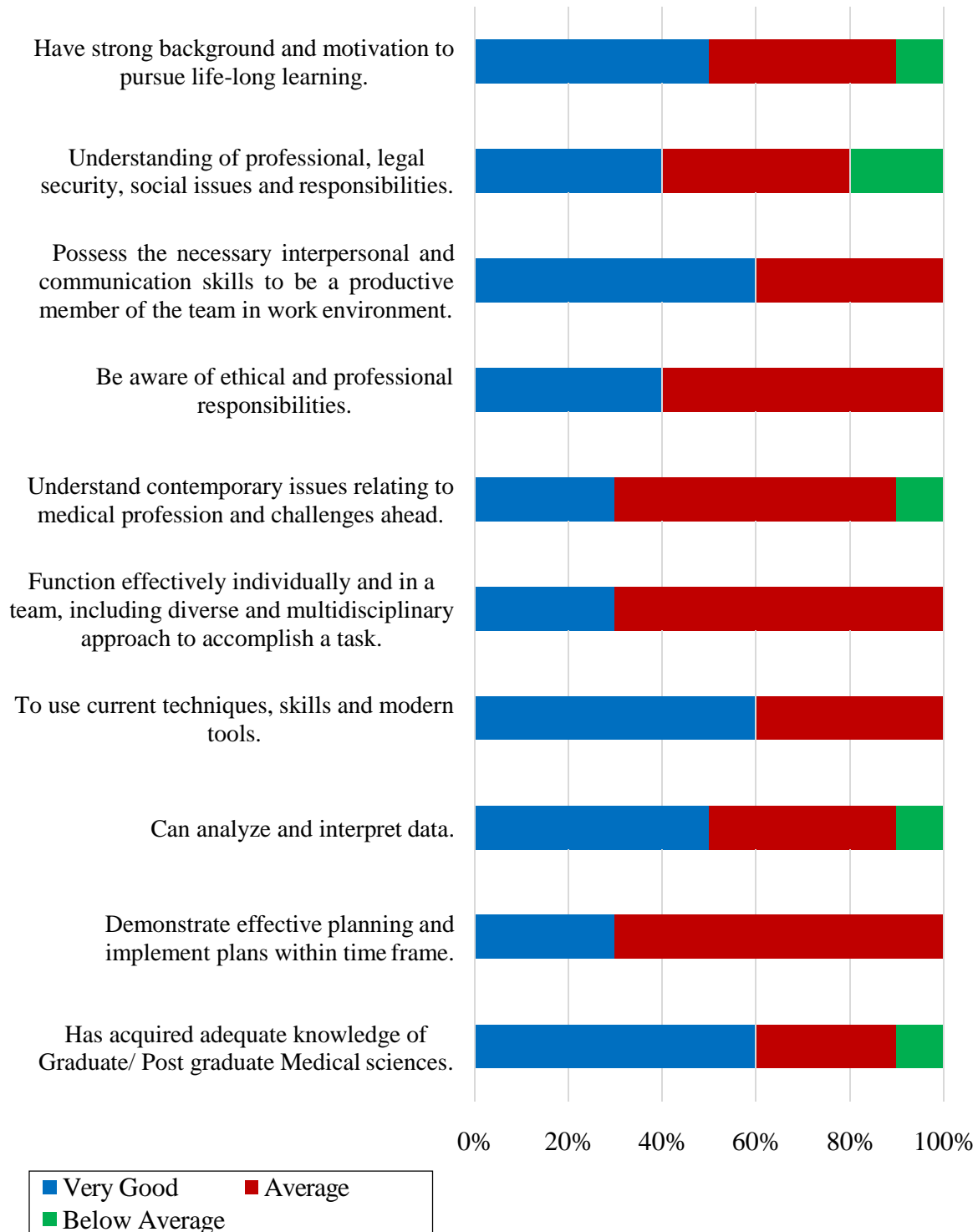
### 3. EMPLOYERS FEEDBACK ANALYSIS REPORTS ON CURRICULUM 2019-20

Total number of feedbacks (n) =10

S. No	Parameter	A Very Good	B Average	C Below Average
1.	Has acquired adequate knowledge of Graduate/Post graduate Medical sciences.	6 (60%)	3 (30%)	1 (10%)
2.	Demonstrate effective planning and implement plans within time frame.	3 (30%)	7 (70%)	0 (0.00%)
3.	Can analyze and interpret data.	5 (50%)	4 (40%)	1 (10%)
4.	To use current techniques, skills, and modern tools.	6 (60%)	4 (40%)	0 (0.00%)
5.	Function effectively individually and in a team, including diverse and multidisciplinary approach to accomplish a task.	3 (30%)	7 (70%)	0 (0.00%)
6.	Understand contemporary issues relating to Medical Profession and challenges ahead.	3 (30%)	6 (60%)	1 (10%)
7.	Be aware of ethical and professional responsibilities.	4 (40%)	8 (80%)	2 (20%)
8.	Possess the necessary interpersonal and communication skills to be a productive member of the team in work environment.	6 (60%)	4 (40%)	0 (0.00%)
9.	Understanding of professional, legal, security and social issues and responsibilities.	4 (40%)	4 (40%)	2 (20%)
10.	Have strong background and motivation to pursue life-long learning.	5 (50%)	4 (40%)	1 (10%)

Any other comments/suggestions:

## EMPLOYERS FEEDBACK ANALYSIS REPORTS ON CURRICULUM 2019-20



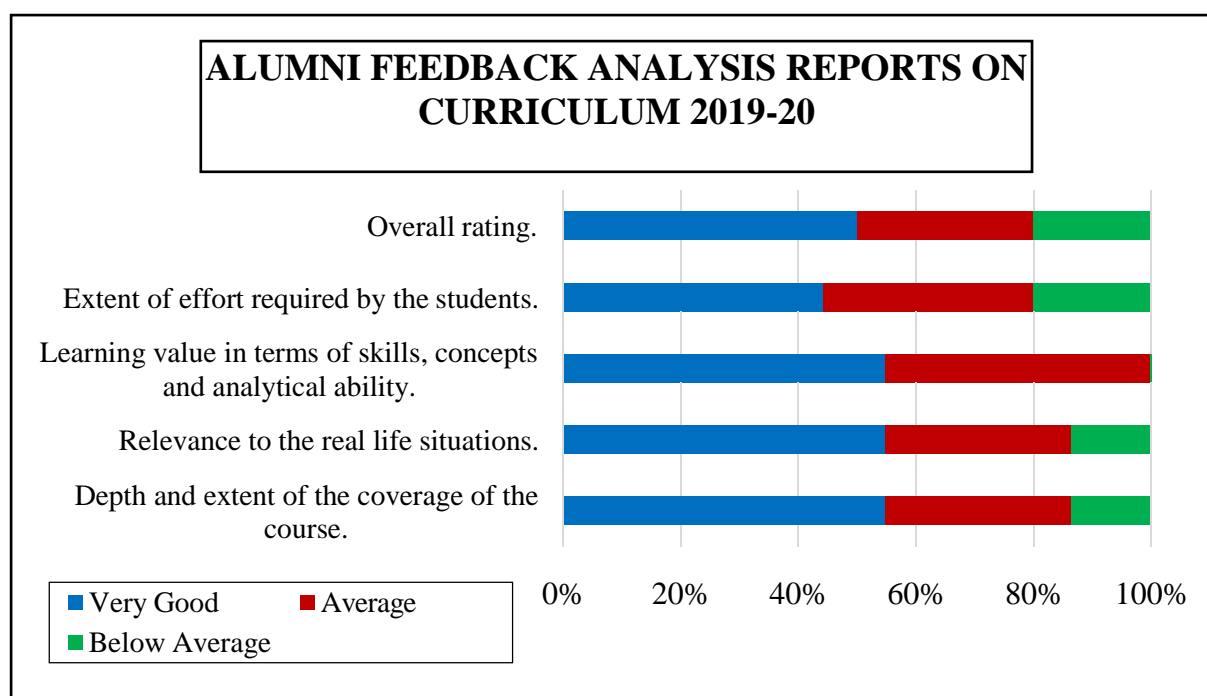


#### 4. ALUMNI FEEDBACK ANALYSIS REPORTS ON CURRICULUM 2019-20

Total no of feedbacks (n) =69

S. No	Parameter	A Very Good	B Average	C Below Average
1.	Depth and extent of the coverage of the course.	38 (54.29%)	23 (32.86%)	9 (12.86%)
2.	Relevance to the real life situations.	38 (54.29%)	22 (31.43%)	10 (14.29%)
3.	Learning value in terms of skills, concepts and analytical ability.	39 (55.71%)	30 (42.86%)	1 (1.43%)
4.	Extent of effort required by the students.	31 (44.29%)	26 (37.14%)	13 (18.57%)
5.	Overall rating.	35 (50.00%)	22 (31.43%)	13 (18.57%)

Any other comments/suggestions:



## 5. PROFESSIONAL'S FEEDBACK ANALYSIS REPORTS ON CURRICULUM 2019-20

Total no of feedbacks (n) = 55

S. No	Parameter	A Very Good	B Average	C Below Average
1.	Depth and extent of the coverage of the course.	28 (50.91%)	17 (30.91%)	10 (18.18%)
2.	Relevance to the real life situations.	26 (47.27%)	20 (36.36%)	9 (16.36%)
3.	Learning value in terms of skills, concepts and analytical ability.	25 (45.45%)	23 (41.82%)	7 (12.73%)
4.	Extent of effort required by the students.	29 (52.73%)	20 (36.36%)	6 (10.91%)
5.	Overall rating.	29 (52.73%)	21 (38.18%)	5 (9.09%)

Any other comments/suggestions:

